

Passion over Reason?

Mixed Motives and the Optimal Size of Voting Bodies*

John Morgan

UC Berkeley and Yahoo

Felix Várdy

UC Berkeley and International Monetary Fund

November 2010

Abstract

We study a Condorcet jury model where voters are driven both by passion (expressive motives) and by reason (instrumental motives). We show that arbitrarily small amounts of passion significantly affect equilibrium behavior and the optimal size of voting bodies. Increasing the size of voting bodies always reduces accuracy over some region. Unless conflict between passion and reason is very low, information does not aggregate in the limit. In that case, large voting bodies are no better than a coin flip at selecting the correct outcome. Thus, even when adding informed voters is costless, smaller voting bodies often produce better outcomes.

Keywords: Constitution Design, Information Aggregation, Expressive Voting

JEL #s: C72, D72

*We thank Mu Cai for the proof of Lemma 14, as well as Mitch Hoffman and seminar participants at UC Berkeley, UC Davis, and Penn State for helpful comments. The first author gratefully acknowledges the support of the National Science Foundation.

1 Introduction

Since 1913, the size of the US House of Representatives has remained fixed at 435 members; this despite the sweeping changes brought on by the Great Depression, two world wars, revolutions in transportation and information technology, as well as a tripling of the population.¹ One may well wonder why (or whether) 435 is the “right” number. Indeed, the optimal size of voting bodies is a fundamental question of governance. Whether clan, company, or country, virtually all organizations have to take a position on this issue. Direct democracy, where the voting body consists of the entirety of the polity, represents one extreme, while autocracy represents the other. Often, neither of these extremes are chosen. Instead, we frequently observe a limited number of representatives acting on behalf of constituents.

In principle, larger voting bodies have an informational advantage. While individuals may be poorly informed about the right course of action, collectively, they possess more information. This argument, which informs the Condorcet jury theorem, offers a powerful rationale for direct democracy. One countervailing force is the cost of coordination: Larger bodies are more difficult (and perhaps expensive) to manage. Indeed, direct democracy may work for town meetings in New Hampshire, but a “town meeting” of the citizens of New York City is entirely impractical. Another countervailing force is the dwindling of members’ informedness as the size of the voting body grows: Either the marginal individual is progressively less informed, or everybody’s incentives to acquire information become attenuated as the size of the voting body increases.²

Arguably, advances in information technology have relaxed both of these constraints. Individuals need no longer be physically present to confer on decisions and the cost of becoming informed has declined significantly. As these constraints fall away, it would seem that direct democracy becomes more attractive, and that we should strive to move in that direction.

¹When Alaska and Hawaii were admitted to the Union, there were, temporarily, 437 representatives.

²See, for example, Karotkin and Paroush (2003) and Persico (2004).

James Madison, for one, would have begged to differ. In Federalist No. 58 he pointedly observed that “the more numerous an assembly may be, of whatever characters composed, the greater is known to be the ascendancy of passion over reason.” Madison understood reason to mean caring for the public interest, while passion represented more parochial concerns that were narrow, immediate, and personal (Strahan, 2003). Madison’s point was that, even absent coordination problems or informational considerations, limiting the size of a voting body was essential for its effective functioning.

In this paper we study the interplay of “passion” and “reason” with the size of the voting body, and analyze the effects on the quality of decision making. To illustrate the principal forces at work, we consider a common interest setting with imperfectly informed voters. In this sense, the framework is that of a classic Condorcet jury model. Were voters purely animated by reason, then, under majority rule, a large voting body would almost surely select the correct outcome. But voters in our model are not animated by reason—i.e., instrumental motives—alone. Passion also plays a role. Specifically, we suppose that each voter also derives a direct, non-instrumental payoff from voting in a particular way, regardless of the outcome of the vote. This payoff may derive from a voter’s norms, identity, self-image, or ideology. Or it may simply derive from the need to pander to his or her constituents. Regardless, voters have expressive as well as instrumental motives. We allow the weight placed on expressive motives (passion) to be arbitrary—passion may play a small role or a large one.

Our first result confirms Madison’s intuition: Regardless of the weight placed on passion, once the voting body grows sufficiently large, voting will be based on passion alone. That is, voting is purely expressive. By contrast, when the voting body is small, voters subject to these same passions will act solely according to reason. That is, voting is purely instrumental. More broadly, the passion element of voting increases with the size of the body.

Considering it antithetical to the public good, passion was something to be guarded

against in Madison’s view. In our model, the relation between passion and the public good is more nuanced. If passions are sufficiently *malleable* (i.e., influenced by facts), purely expressive voting can still produce good outcomes. That is, a large voting body will take the correct decision despite the fact that no one is voting instrumentally. When passions are relatively impervious to facts, however, Madison’s pessimism proves justified. In that case, a large voting body does no better than a coin flip.

It might seem that the governance question is now relatively simple to answer: Make voting bodies as large as possible when passions are malleable, and keep them small when they are not. In fact, this would be a mistake. Even when passions are malleable such that, in the limit, large voting bodies take the right decisions, there is always a (potentially large) region where increasing the size of the voting body leads to worse decisions. That is, for intermediate-sized voting bodies, informational gains from adding more voters can be swamped by informational losses from more expressive voting.

It is useful to contrast our findings with those in standard voting models where preferences are purely instrumental. By and large, these models present a hopeful picture of decision making by large voting bodies. For instance, Feddersen and Pesendorfer (1997) offer a quite general model where large bodies almost always take the right decision. A key insight from our model is that adding even arbitrarily small amounts of “passion” can dramatically alter these positive conclusions.

The remainder of the paper proceeds as follows. We first place our findings in the context of the extant literature. Section 2 then sketches the model. Section 3 characterizes pure strategy equilibria, while section 4 provides a complete equilibrium characterization. Section 5 studies the quality of decision making as the size of the voting body grows. Finally, Section 6 concludes. All proofs are relegated to an Appendix.

Related Literature The idea that voters must be motivated by considerations other than the purely instrumental dates back to, at least, Downs (1957). Riker and Ordeshook

(1968) offer an early formalization by adding their famous D (duty) term to the voting calculus. Versions of this idea have appeared in many analyses explaining voter turnout, of which Feddersen and Sandroni (2006) offers perhaps the most compelling recent example. More broadly, mixed motives in voting have been investigated in a variety of settings. See, e.g., Razin (2003) and Callander (2008). Coate, Conlin, and Moro (2008) and Coate and Conlin (2004) present empirical evidence for the importance of non-instrumental considerations in voting. Unlike much of the previous literature, our concern is not with turnout but with the optimal size of voting bodies.

Our focus on expressive preferences builds closely on Fiorina (1976), Brennan and Buchanan (1984) and Brennan and Lomasky (1993).³ All of these seminal publications present an intuitive analysis of the effect of expressive motives on voting behavior and outcomes. In our view, this work has not received the consideration it deserves in the field of economics, perhaps because of the lack of a fully developed, formal mathematical model. A contribution of our paper is to fill this gap by providing a formal model of voting with mixed motives.

Our paper also contributes to the vast literature on information aggregation in voting. The polar case of our model where expressive motives are completely absent is a special case of Feddersen and Pesendorfer (1998). That paper, as well as Feddersen and Pesendorfer (1997), shows that a version of the Condorcet jury theorem holds quite generally—large elections succeed in aggregating information.⁴ However, these results assume that preferences are purely instrumental.

Finally, our concern with the optimal size of voting bodies connects to the literature on the optimal design of committees (see, e.g., Persico, 2004, and references therein). This literature is mainly concerned with incentives for information acquisition and the effects of communication on outcomes. We abstract away from these considerations, instead focusing

³See also Kliemt (1986) and Kirchgaessner and Pommerehne (1993).

⁴For similar results see, e.g., McLennan (1998), Fey (2003), and Myerson (1998). On the other hand, Bhattacharya (2008) offers a negative result. He analyzes a class of instrumental models where information does not aggregate. Goeree and Yariv (2009) offer experimental findings consistent with Condorcet jury theory.

on how non-instrumental preferences affect the optimal size of voting bodies.

2 Model

We study a simple model of voting, where voters are driven both by reason (instrumental preferences) and by passion (expressive preferences). Suppose that there are two equally likely states, labeled $\theta \in \{\alpha, \beta\}$, and a simple-majority vote with two possible outcomes, $o \in \{A, B\}$. Each of $n + 1$ voters, where n is even, receives a conditionally independent signal $s \in \{a, b\}$. With probability $r \in (\frac{1}{2}, 1)$ a voter receives a “true” signal—that is, an a signal when the state is α and a b signal when the state is β . Otherwise, the voter receives a “false” signal, defined in analogous fashion.

A voter’s payoffs are determined by the outcome of the vote, o , the underlying state, θ , and his individual vote v , $v \in \{A, B\}$. Outcome A is objectively better in state α , while outcome B is better in state β . Specifically, all voters receive a payoff of 1 if the better outcome is selected and a payoff of 0 if the worse outcome is selected. We shall refer to this aspect of a voter’s payoffs as his *instrumental* payoffs. Voters also derive direct payoffs from voting in a particular way. This payoff is independent of the outcome of the vote and depends solely on whether one’s vote conforms to some individual norm or “passion.” This payoff may be intrinsic, i.e., derive from how voting a certain way affects one’s self-image, or it may be extrinsic: A representative may have to explain his vote to constituents back home. Regardless, voting in a fashion consistent with one’s norms (passions) yields a payoff of 1, while casting a vote against one’s norms yields a payoff of zero. We shall refer to this aspect of a voter’s payoffs as his *expressive* payoffs. Finally, let $\varepsilon \in [0, 1]$ denote the relative weight a voter places on expressive payoffs, while complementary weight is placed on instrumental payoffs.⁵

⁵Our payoff specification accomodates any preferences of the form $U = \delta_o \cdot I_{\{o \text{ is correct}\}} + \delta_t \cdot I_{\{v=t\}}$, for arbitrary $\delta_o, \delta_t > 0$. Here, I denotes the indicator function.

Next, we turn to how norms and passions are determined. Suppose that, ex ante, norms are such that, with probability $\rho \geq \frac{1}{2}$ and independently across voters, a given voter views voting for A as normative.⁶ After the state has been realized and the voter has received his signal, his view about the appropriate norm might change. Specifically, we suppose that with probability $q \in [0, 1)$ and independently across voters, a voter is influenced by his new information and adopts a norm consistent with his (posterior) beliefs about which outcome is more likely to be superior. Thus, with probability q , a voter receiving an a signal adopts voting for A as the norm while, with the same probability, a voter receiving a b signal adopts voting for B as the norm. With the complementary probability, $1 - q$, the voter sticks to his ex ante norm. One can think of q as representing how malleable norms and passions are to facts.

Formally, a voter's norm is summarized by his type t , $t \in \{A, B\}$. An A type receives an expressive payoff from voting for A , while a B type receives an expressive payoff from voting for B . With probability q and independently across voters, a voter's type is determined by his signal; that is, an a signal induces type A , while a b signal induces type B . With probability $1 - q$ a voter's type is not influenced by his signal, such that his type and signal are uncorrelated. In that case, the voter's type is A with probability ρ .

To summarize, a voter with type t who casts a ballot v in a vote that produces outcome o in state θ receives payoffs

$$U = \begin{cases} 1 & \text{if } o \text{ is correct and } v = t \\ (1 - \varepsilon) & \text{if } o \text{ is correct and } v \neq t \\ \varepsilon & \text{if } o \text{ is incorrect and } v = t \\ 0 & \text{if } o \text{ is incorrect and } v \neq t \end{cases}$$

To fix ideas, consider a union voting on whether to go on strike. Individual union members have information as to the likelihood that the strike will be successful and management will back down. Each member also has norms, and is subject to passions, concerning support of

⁶Assuming $\rho \geq \frac{1}{2}$ is without loss of generality. For the opposite case, simply relabel the outcomes.

the union. Norms and passions may be formed by solidarity with fathers and grandfathers who also worked for the union. They may be influenced by social factors: How can I look my co-workers in the eye if I vote a certain way? Norms and passions may be formed by ideology, by a sense of justice about labor-management power relations, or a host of other factors. When norms and passions are in line with facts—for example, I think the strike will succeed and my norms say to vote for a strike—the voting calculus is simple. Tensions arise when the two collide. A union member may see little hope that the strike will succeed, but feel that the governing norm is to vote for a strike. The model tries to capture the idea that, for some voters, norms and passions are malleable depending on the facts of the case, while for others they are not. In the end, a voter’s payoff is determined both by instrumental factors—whether the strike is successful—and by expressive factors—whether his vote was consistent with his norm. The parameter ε captures the weight of expressive relative to instrumental factors.

Voters cast their ballots simultaneously and the outcome of the vote is decided by majority rule. When determining equilibrium voting behavior, we restrict attention to symmetric responsive equilibria. An equilibrium is then characterized by the voting behavior of each kind of voter, namely, voters with signals and types $(s, t) \in \{a, b\} \times \{A, B\}$. Absent expressive preferences (i.e., $\varepsilon = 0$), the model is quite standard and easy to analyze. In that case, all voters vote according to their signals in equilibrium and, for large n , the probability that the correct outcome is selected converges to one.⁷

We may divide voters into two classes depending on the realizations of s and t . When s and t coincide—that is, $s = a$ and $t = A$; or $s = b$ and $t = B$ —we say that a voter is *unconflicted*. When s and t differ, we say that a voter is *conflicted*. After some simplification, it may be readily shown that the probability of a voter being conflicted is equal to $\frac{1}{2}(1 - q)$. Notice that when $q = 1$, type and signal are perfectly correlated and, as a consequence, there

⁷Because both states are equally likely ex ante, the usual worries about strategic voting highlighted by Austen-Smith and Banks (1996) are absent in this case.

are no conflicted voters. As q falls, the probability that a voter is conflicted increases and reaches a maximum of 50% at $q = 0$. Thus, in expectation, conflicted voters are always a minority in the voting population.

We now turn to voting strategy. We first show that voting for unconflicted voters is straightforward—they simply cast a vote consistent with both their signal and their type. In the proof of the following lemma—and in the remainder of the paper— γ_α denotes the equilibrium probability that a random voter casts a vote for A in state α . Likewise, γ_β denotes the probability that a random voter casts a vote for A in state β .

Lemma 1 *In all symmetric responsive equilibria, unconflicted voters vote according to their type and signal.*

The voting behavior of conflicted voters is considerably more complex and interesting. Before proceeding with an equilibrium characterization, it is useful to define strategies more formally. Let σ_s denote the probability that a conflicted voter with signal s votes for A . From Lemma 1 it follows that

$$\gamma_\alpha = qr + r(1-q)\rho + r(1-q)(1-\rho)\sigma_a + (1-r)(1-q)\rho\sigma_b \quad (1)$$

$$\gamma_\beta = q(1-r) + (1-r)(1-q)\rho + (1-r)(1-q)(1-\rho)\sigma_a + r(1-q)\rho\sigma_b \quad (2)$$

Note that $\gamma_\beta < \gamma_\alpha$ for all $\{\sigma_a, \sigma_b\} \in [0, 1]^2$. That is, A receives a greater (expected) share of the vote when it is the superior option than when it is the inferior option. The same is true for B . While $\{\sigma_a, \sigma_b\}$ describe a generic mixed strategy, two polar cases are of interest. When $\sigma_a = 1$ and $\sigma_b = 0$, we say that a voter votes instrumentally—that is, purely according to his signal. Similarly, when $\sigma_a = 0$ and $\sigma_b = 1$, we say that a voter votes expressively—that is, purely according to his type. Let $z_\theta = \gamma_\theta(1 - \gamma_\theta)$, $\theta \in \{\alpha, \beta\}$. For a conflicted voter with signal s who votes instrumentally as opposed to expressively, the difference in expected

payoffs takes on the same sign as V_s , where

$$V_a \equiv \binom{n}{\frac{n}{2}} \left(r (z_\alpha)^{\frac{n}{2}} - (1-r) (z_\beta)^{\frac{n}{2}} \right) - \frac{\varepsilon}{1-\varepsilon}, \text{ and}$$

$$V_b \equiv \binom{n}{\frac{n}{2}} \left(r (z_\beta)^{\frac{n}{2}} - (1-r) (z_\alpha)^{\frac{n}{2}} \right) - \frac{\varepsilon}{1-\varepsilon}$$

Intuitively, instrumental payoff differences arise only when the vote is tied. They reflect the balance between tilting the vote toward the correct outcome given the signal, versus tilting the vote toward the incorrect outcome. Expressive payoff differences, on the other hand, always arise. Here, the term $\frac{\varepsilon}{1-\varepsilon}$ represents the (normalized) cost of voting against one's type.

3 Equilibrium Voting in Pure Strategies

Having characterized the equilibrium voting behavior of unconflicted voters, we now turn to the behavior of conflicted voters. As we show below, the equilibrium voting behavior of conflicted voters typically varies with the size of the voting body. Intuitively, as the size of the voting body grows, instrumental considerations—which hinge on the probability of being pivotal—become less important and voting becomes more expressive.

While $n+1$ denotes the discrete size of the voting body, it is sometimes convenient to use a continuous analog of n , which we denote by m . We also adapt the usual floor/ceiling notation for the integer part of m to reflect the restriction that n be an even number. Specifically, let $\lfloor m \rfloor$ denote the largest even integer less than or equal to m , and let $\lceil m \rceil$ denote the smallest even integer greater than or equal to m . Finally, we use the Gamma function to extend factorials to non-integer values. Recall that, for integer values, $n! = \Gamma(n+1)$ and, hence, $\binom{n}{\frac{n}{2}} = \frac{\Gamma(n+1)}{\Gamma^2(\frac{n}{2}+1)}$. The expression $\frac{\Gamma(m+1)}{\Gamma^2(\frac{m}{2}+1)}$ represents the continuous analog. This continuous analog makes the function V_s and similar expressions below well-defined for all non-negative real-valued m .

We now offer a useful technical lemma which shows that, for fixed values of z_α and z_β , V_s is monotone in m . Formally,

Lemma 2 Fix z_α and z_β such that $0 < z_\alpha \leq z_\beta \leq \frac{1}{4}$. Then

$$\Phi(m) \equiv \frac{\Gamma(m+1)}{\Gamma^2\left(\frac{m}{2}+1\right)} \left\{ r(z_\beta)^{\frac{m}{2}} - (1-r)(z_\alpha)^{\frac{m}{2}} \right\}$$

is strictly decreasing in m . Moreover, $\lim_{m \rightarrow \infty} \Phi(m) \downarrow 0$.

Instrumental Equilibrium

From an information aggregation perspective, it would be ideal if voters simply voted in line with their signals. As we have shown above, this is not a problem for unconflicted voters. For conflicted voters, whether to vote instrumentally turns on whether the gains from improving the probability of breaking a tie in the right direction outweigh the losses from voting against one's expressive preferences.

Let z_α^I denote z_α under instrumental voting, and note that $z_\alpha^I = z_\alpha|_{\sigma_a=1, \sigma_b=0} = r(1-r)$. Lemma 2 implies that the benefits from instrumental voting are strictly decreasing in m . Thus, finding the largest size voting body for which instrumental voting is an equilibrium simply amounts to determining the value of m such that $V_a|_{\sigma_a=1, \sigma_b=0} = V_b|_{\sigma_a=1, \sigma_b=0} = 0$ or, equivalently,

$$\frac{\Gamma(m+1)}{\Gamma^2\left(\frac{m}{2}+1\right)} (2r-1)(r(1-r))^{\frac{m}{2}} = \frac{\varepsilon}{1-\varepsilon} \quad (3)$$

Lemma 2 also implies that, for all $m > 0$,

$$\frac{\Gamma(m+1)}{\Gamma^2\left(\frac{m}{2}+1\right)} (2r-1)(r(1-r))^{\frac{m}{2}} < 2r-1$$

Hence, a necessary condition for instrumental voting to be an equilibrium for *some* size of the voting body is that $\frac{\varepsilon}{1-\varepsilon} < 2r-1$ or, equivalently, $\varepsilon < \frac{1}{r}\left(r - \frac{1}{2}\right)$. If $\varepsilon \geq \frac{1}{r}\left(r - \frac{1}{2}\right)$, voting expressively is the unique equilibrium, regardless of the size of the voting body. The remainder of the analysis excludes this rather uninteresting case. Formally,

Assumption 1: $\varepsilon < \frac{1}{r}\left(r - \frac{1}{2}\right)$.

Assumption 1 together with Lemma 2 guarantee that equation (3) has a unique solution in m , which we denote by \bar{m}_I . Hence, we have shown that

Proposition 1 *Instrumental voting is an equilibrium iff $n \leq \bar{m}_I$.*

Proposition 1 implies that, for large voting bodies, instrumental voting is not an equilibrium. Since the probability of being pivotal declines as the number of voters increase, the *effective* weight of instrumental payoffs—which depends on the chance of a tied election—declines relative to the effective weight of expressive payoffs. Once voters are sufficiently unlikely to swing the vote, they are better off voting according to their type and locking in the ε expressive utility, rather than voting according to their signal and foregoing this sure gain for a lottery with only a small chance of success.

Inspection of equation (3) reveals that \bar{m}_I does not depend on q and ρ . That is, the size of the voting body for which instrumental voting is an equilibrium is independent of the rate of conflict between instrumental and expressive motives and the level of ex ante bias in expressive motives. Also, note that the maximal size of the voting body for which instrumental voting is an equilibrium varies non-monotonically with the quality of voters' information. When voters are poorly informed (i.e., $r < \frac{1}{2(1-\varepsilon)}$), instrumental voting is never an equilibrium. However, as voters become perfectly informed (i.e., $r \rightarrow 1$), \bar{m}_I also goes to zero. There are two different forces at work here. When r is low, a voter is relatively likely to be pivotal but unlikely to push the outcome in the right direction with his vote. Hence, expected instrumental payoffs are low. When r is high, a voter is very likely to push the outcome in the right direction conditional on being pivotal, but very unlikely to be pivotal. Again, this leads to low expected instrumental payoffs. Thus, the size of the voting body for which instrumental voting is an equilibrium is largest when voters are moderately well-informed.

The fact that instrumental voting is not an equilibrium for voting bodies with more than $\lfloor \bar{m}_I \rfloor$ members might seem inconsequential provided that the weight on expressive payoffs is

small. Indeed, inspection of equation (3) reveals that \bar{m}_I becomes infinitely large as ε goes to zero. However, a key question is *how fast* the value of \bar{m}_I grows as ε shrinks. While \bar{m}_I does not have a closed-form solution, Stirling's approximation offers a way to examine the relationship between \bar{m}_I and ε .

Remark 1 For small ε ,

$$\bar{m}_I \approx \frac{1}{-\ln(4r(1-r))} W\left(\frac{-\ln(4r(1-r))}{\frac{\pi}{2} \left(\frac{1}{r} \frac{\varepsilon}{1-\varepsilon}\right)^2}\right) \quad (4)$$

where $W(\cdot)$ is the Lambert W function.⁸

Consider the sequence $\varepsilon_k = \frac{1}{k}$. Substituting this expression into equation (4) yields the sequence $\bar{m}_{I,k} \approx \xi \cdot W((k-1)^2)$, where ξ is a scaling factor independent of k . Now recall that $\lim_{k \rightarrow \infty} \frac{\ln k}{W(k)} = 1$. Hence, we can conclude that $\bar{m}_{I,k}$ grows only at rate $2 \ln k$ as ε_k falls. In other words, while $\bar{m}_{I,k}$ increases, it does so only extremely slowly.

Example 1 Suppose that $r = \frac{3}{5}$ and $\varepsilon = 1/50$. Instrumental voting is an equilibrium for voting bodies of up to 23 voters. If, instead, $\varepsilon = 1/1000$, then $\lfloor \bar{m}_I \rfloor + 1$ increases to 129.

Expressive equilibrium Let us now turn to the polar opposite case—expressive voting. Expressive voting is an equilibrium if and only if $\sigma_a = 0$ and $\sigma_b = 1$ is optimal for conflicted voters. This corresponds to $V_a|_{\sigma_a=0, \sigma_b=1} \leq 0$ and $V_b|_{\sigma_a=0, \sigma_b=1} \leq 0$. Let $z_\alpha^E \equiv z_\alpha|_{\sigma_a=0, \sigma_b=1}$, and let z_β^E be likewise defined. It may be readily verified that $z_\alpha^E < z_\beta^E$. Therefore,

$$\begin{aligned} V_b|_{\sigma_a=0, \sigma_b=1} &= \frac{\Gamma(m+1)}{\Gamma^2\left(\frac{m}{2}+1\right)} \left\{ r (z_\beta^E)^{\frac{m}{2}} - (1-r) (z_\alpha^E)^{\frac{m}{2}} \right\} - \frac{\varepsilon}{1-\varepsilon} \\ &> \frac{\Gamma(m+1)}{\Gamma^2\left(\frac{m}{2}+1\right)} \left\{ r (z_\alpha^E)^{\frac{m}{2}} - (1-r) (z_\beta^E)^{\frac{m}{2}} \right\} - \frac{\varepsilon}{1-\varepsilon} = V_a|_{\sigma_a=0, \sigma_b=1} \end{aligned}$$

Thus, we need only check the incentive condition for expressive voting for conflicted voters with b signals.

⁸Recall that the Lambert W function is the inverse of $f(W) = W \exp(W)$.

Because $z_\alpha^E < z_\beta^E$, Lemma 2 implies that the relative benefits from expressive voting are increasing in m . Hence, finding the smallest size voting body such that expressive voting is an equilibrium amounts to determining the value of m where $V_b|_{\sigma_a=0, \sigma_b=1} = 0$ or, equivalently,

$$\frac{\Gamma(m+1)}{\Gamma^2\left(\frac{m}{2}+1\right)} \left\{ r (z_\beta^E)^{\frac{m}{2}} - (1-r) (z_\beta^E)^{\frac{m}{2}} \right\} = \frac{\varepsilon}{1-\varepsilon} \quad (5)$$

Assumption 1 together with Lemma 2 guarantee that equation (5) has a unique solution, which we denote by \underline{m}_E .⁹ Hence,

Proposition 2 *Expressive voting is an equilibrium iff $n \geq \underline{m}_E$.*

One might have thought that $\underline{m}_E = \bar{m}_I$, that is, once instrumental voting ceases to be an equilibrium, expressive voting becomes an equilibrium. Notice, however, that this is generically not the case. This is most easily seen for $q = 0$. In that case, equation (5) reduces to

$$\frac{\Gamma(m+1)}{\Gamma^2\left(\frac{m}{2}+1\right)} (2r-1) (\rho(1-\rho))^{\frac{m}{2}} = \frac{\varepsilon}{1-\varepsilon}$$

Lemma 2 implies that $\underline{m}_E < \bar{m}_I$ if and only if $\rho > r$. Hence, instrumental and expressive equilibria may overlap, or there may be a gap between the two. The gap between \bar{m}_I and \underline{m}_E can be quite large indeed. To see this, let us return to the example above, filling in the remaining parameters of the model.

Example 2 *Suppose that $r = 3/5$, $\rho = 7/10$, $q = 7/10$, and $\varepsilon = 1/50$. Then, instrumental voting is an equilibrium for $n+1 \leq 23$, while expressive voting is an equilibrium for $n+1 \geq 459$.*

This leaves open the question of what happens in between instrumental and expressive voting. The next section fills in this gap by considering mixed strategies.

⁹While \underline{m}_E does not admit a closed-form solution, a good approximation is $\underline{m}_E \approx \frac{1}{-\ln(4z_\beta^E)} W\left(\frac{-\ln(4z_\beta^E)}{\frac{\pi}{2}\left(\frac{1-\varepsilon}{1-\varepsilon}\right)^2}\right)$

4 Full Equilibrium Characterization

In this section, we allow for mixed strategies and characterize all equilibria. The following lemma narrows down the kind of voting behavior that can arise in equilibrium.

Proposition 3 *The following and only the following kinds of equilibria can arise:*

- 1) *Instrumental*, 2) *completely mixed*, 3) *partially mixed*, 4) *expressive*.

In a completely mixed equilibrium, conflicted voters strictly mix between instrumental and expressive voting. In a partially mixed equilibrium, conflicted voters with a signals vote expressively, while conflicted voters with b signals mix.

Let us first consider completely mixed equilibria. The following lemma identifies properties that all such equilibria share. Denote the probability of being pivotal in state θ by $\Pr[piv|\theta]$. Then,

Lemma 3 *In any completely mixed equilibrium, 1) $\Pr[piv|\alpha] = \Pr[piv|\beta] = \frac{1}{2r-1} \frac{\varepsilon}{1-\varepsilon}$, 2) $\gamma_\alpha = 1 - \gamma_\beta > \frac{1}{2}$, 3) $\sigma_a = 1 - \frac{\rho}{1-\rho} \sigma_b$.*

We are now in a position to determine the bounds for which completely mixed voting is an equilibrium. It turns out that the lower bound corresponds to the largest size voting body for which instrumental voting is an equilibrium. The upper bound, \bar{m}_{CM} , is the unique m that solves $V_b|_{\sigma_a=0, \sigma_b=\frac{1-\rho}{\rho}} = 0$. Furthermore, completely mixed equilibria are unique. Formally,

Proposition 4 *A completely mixed equilibrium exists iff n is such that $\bar{m}_I < n < \bar{m}_{CM}$. For each such n , there exists exactly one completely mixed equilibrium. Moreover, $\bar{m}_{CM} > \bar{m}_I$.*

Since there exists a unique completely mixed equilibrium for every n in the interval $\bar{m}_I < n < \bar{m}_{CM}$, we can define a sequence of completely mixed equilibria, with n running from $\lceil \bar{m}_I \rceil$ to $\lfloor \bar{m}_{CM} \rfloor$. Note that this sequence is fully characterized by the sequence of

mixing probabilities $\{\{\sigma_a, \sigma_b\}_n\}_{\lceil \bar{m}_I \rceil < n < \lfloor \bar{m}_{CM} \rfloor}$. We say that voting becomes more expressive if σ_a decreases and σ_b increases. We now show that

Proposition 5 *In the completely mixed equilibrium sequence, voting becomes more expressive as n increases.*

To analyze partially mixed equilibria and, thereby, complete the equilibrium characterization for all n , it is convenient to distinguish between two cases: equilibrium when norms and passions are malleable and when they are rigid. We shall say that norms are malleable when $q > q^*$, where q^* is defined below. This corresponds to the case where the rate of conflict between types and signals is low, such that instrumental and expressive motives tend to coincide. Norms are rigid when $q < q^*$. In this case, the rate of conflict between types and signals is high, such that instrumental and expressive motives are more likely to be at odds with each other.

We shall see that, for low conflict, equilibrium is unique for each n . For high conflict, there may be multiple equilibria for some n . Multiplicity can occur both within an equilibrium class, as well as across equilibrium classes. For example, two different partially mixed equilibria may coexist for the same n while, at the same time, there also exists an expressive equilibrium. When conflict is high, essentially, voting becomes a coordination game: The probability of being pivotal is low when everyone votes expressively. Therefore, voting expressively is indeed optimal. Similarly, the probability of being pivotal is high when everyone votes instrumentally. Therefore, voting instrumentally is optimal.

Equilibrium uniqueness turns on the monotonicity of $V_b|_{\sigma_a=0}$ in σ_b . Essentially, if q is high, such that $V_b|_{\sigma_a=0}$ is increasing in σ_b at $\sigma_b = 1$ and $m = \underline{m}_E$, then equilibrium is unique for every n . Formally, q^* is defined as the (unique) value

$$q^* \equiv \max \left\{ q \in [0, 1] \mid \frac{\partial V_b}{\partial \sigma_b} \Big|_{\sigma_a=0, \sigma_b=1, m=\underline{m}_E(q)} = 0 \right\} \quad (6)$$

where $\underline{m}_E(q)$ reflects the dependence of \underline{m}_E on the degree of conflict. We now show that

Lemma 4 q^* exists and is unique. Furthermore, $q_0 < q^* < q_1$, where $q_0 = \frac{1}{2} \frac{2\rho-1}{\rho-r(1-r)}$ and $q_1 = \frac{1}{2} \frac{2\rho-1}{\rho-(1-r)}$.

The bounds on q^* are useful in two ways. First, while q^* does not admit a closed form solution, the bounds are easily calculated. Second, and more importantly, q_1 is intimately connected with information aggregation, as we will see in Section 5.

4.1 Low Conflict

Proposition 3 implies that only partially mixed equilibria remain to be analyzed. When conflict is low (i.e., $q > q^*$), we know that V_b is increasing in σ_b . V_b is smallest when $(\sigma_a, \sigma_b) = \left(0, \frac{1-\rho}{\rho}\right)$ and largest when $(\sigma_a, \sigma_b) = (0, 1)$. By arguments analogous to those establishing the bounds on completely mixed equilibria, these facts together with Lemma 2 imply that

Proposition 6 *Under low conflict (i.e., $q > q^*$), a partially mixed equilibrium exists iff n is such that $\bar{m}_{CM} \leq n < \underline{m}_E$. For each such n , there exists exactly one partially mixed equilibrium. Moreover, $\bar{m}_{CM} < \underline{m}_E$.*

Since there is a unique partially mixed equilibrium for every $\bar{m}_{CM} \leq n < \underline{m}_E$, we can define a sequence of such equilibria, with n running from $\lceil \bar{m}_{CM} \rceil$ to $\lfloor \underline{m}_E \rfloor$. Note that this sequence is fully characterized by the sequence of mixing probabilities $\{\{\sigma_b\}_n\}_{\lceil \bar{m}_{CM} \rceil < n < \lfloor \underline{m}_E \rfloor}$. We now show that the partially mixed equilibrium becomes more expressive as n increases. Formally,

Proposition 7 *In the partially mixed equilibrium sequence, as n increases, voting becomes more expressive.*

Summary Note that, when conflict is low, the intervals for which the various classes of equilibria exist partition the set of even integers. Moreover, as equilibrium within each class is unique for every n , we have shown that

Proposition 8 *Under low conflict, there exists a unique equilibrium for each n . Equilibrium is: 1) Instrumental for $n \leq \bar{m}_I$, 2) completely mixed for $\bar{m}_I < n < \bar{m}_{CM}$, 3) partially mixed for $\bar{m}_{CM} \leq n < \underline{m}_E$, 4) expressive for $n \geq \underline{m}_E$.*

Proposition 8 establishes that, as n increases, equilibrium moves smoothly from instrumental to expressive voting. When a voting body is small, instrumental voting is the unique equilibrium. As the voting body grows larger, equilibrium voting becomes completely mixed. As it grows larger yet, we move to partially mixed voting. That is, voters with a signals vote expressively while voters with b signals continue to mix; however the latter are increasingly likely to vote expressively. Finally, in sufficiently large voting bodies, expressive voting is the unique equilibrium.

As equilibrium is unique for each n , we can define an infinite equilibrium sequence, C_0 . We have seen before that, within each equilibrium class, voting becomes (weakly) more expressive as n increases. Moreover, it is easily verified that voting also becomes more expressive when we move from one equilibrium class in C_0 to the next. Hence, we have shown that

Proposition 9 *Under low conflict, equilibrium voting becomes more expressive as n increases.*

Finally, let us return to Example 2. Because $q = \frac{7}{10} > q_1 > q^*$, we are in the low conflict case and the analysis above applies. Recall that, for the parameter values in the example, instrumental voting is an equilibrium for 23 voters or less, while expressive voting is an equilibrium for 459 voters or more. Completely mixed voting is an equilibrium for voting body sizes of 25 and 27, while partially mixed voting is an equilibrium for sizes between 29 and 457.

4.2 High Conflict

We now turn to the case where conflict between types and signals is high (i.e., $q < q^*$). As we shall see, this makes equilibrium behavior more complex. While the classes of equilibria are the same as under low conflict, under high conflict, the ranges for which these classes exist may overlap. Indeed, instrumental and expressive equilibria may coexist for the same value of n . Moreover, equilibrium may no longer be unique within a class: For generic parameter values, two different partially mixed equilibria coexist.

Proposition 3 implies that, also for the high conflict case, only partially mixed equilibria remain to be analyzed. We will show that the end point of partially mixed voting, \bar{m}_{PM} , is the largest value of m such that the indifference condition for conflicted voters with a b signal still has a solution in σ_b . That is,

$$\bar{m}_{PM} \equiv \max \left\{ m \text{ such that } V_b|_{\sigma_a=0} = 0 \text{ has a solution in } \sigma_b \in \left[\frac{1-\rho}{\rho}, 1 \right] \right\}$$

We denote this solution by $\sigma_{b, \bar{m}_{PM}}$.¹⁰

Under low conflict, we saw that $V_b|_{\sigma_a=0}$ was increasing in σ_b . This guaranteed two things: (1) There was a *unique* partially mixed equilibrium, and (2) partially mixed voting ended when expressive voting began. Neither of these properties hold under high conflict. Indeed, $V_b|_{\sigma_a=0}$ is single peaked in σ_b over the interval $\left[\frac{1-\rho}{\rho}, 1 \right]$. Since a partially mixed equilibrium occurs at a value of σ_b where $V_b|_{\sigma_a=0} = 0$, single-peakedness of $V_b|_{\sigma_a=0}$ implies that, under high conflict, there will typically be two partially mixed equilibria; a “low” partially mixed equilibrium with $\sigma_b < \sigma_{b, \bar{m}_{PM}}$, and a “high” partially mixed equilibrium with $\sigma_b > \sigma_{b, \bar{m}_{PM}}$. If we trace out their sequences as n increases, the two partially mixed equilibria converge to one another and coincide at their common endpoint \bar{m}_{PM} .

At the upper bound \bar{m}_{PM} for partially mixed voting, expressive voting already is an equilibrium since, away from its peak, $V_b|_{\sigma_a=0}$ must already be negative at $\sigma_b = 1$. This

¹⁰While neither \bar{m}_{PM} nor $\sigma_{b, \bar{m}_{PM}}$ admit closed-form solutions, approximations are available. For small ε , $\bar{m}_{PM} \approx \frac{2}{\pi} \left(r \frac{1-\varepsilon}{\varepsilon} \right)^2$ and $\sigma_{b, \bar{m}_{PM}} \approx \frac{\frac{1}{2}-q(1-r)}{r(1-q)\rho} - \frac{1-r}{r}$.

is the intuition for the following lemma, which provides sufficient conditions for expressive voting to overlap with partially mixed voting.

Lemma 5 \bar{m}_{PM} exists and is unique. Moreover, for $q \leq q_0$, $\underline{m}_E < \bar{m}_{PM}$.

We are now in a position to fully characterize equilibrium under high conflict.

Proposition 10 Under high conflict (i.e., $q < q^*$), equilibria are: 1) Instrumental iff $n \leq \bar{m}_I$, 2) completely mixed iff $\bar{m}_I < n < \bar{m}_{CM}$, 3) low partially mixed iff $\bar{m}_{CM} \leq n < \bar{m}_{PM}$, 4) high partially mixed iff $\underline{m}_E \leq n < \bar{m}_{PM}$, 5) expressive iff $n \geq \underline{m}_E$.

Moreover, within each (sub-)class, equilibrium is unique.

While, typically, expressiveness increases with the size of the voting body, the sequence of high partially mixed equilibria has the somewhat counter-intuitive property that expressiveness decreases with n .

When \bar{m}_{PM} and \underline{m}_E do not coincide (as is guaranteed to be the case for $q \leq q_0$), then, for $\underline{m}_E \leq n < \bar{m}_{PM}$, equilibria 4) and 5) coexist with one of the equilibria 1), 2), and 3). In particular, for some parameter values and voting body sizes, instrumental and expressive equilibria coexist. To see this, consider the following amendment of Example 2, where we have reduced q from $7/10$ to $1/10$.

Example 3 Suppose that $r = 3/5$, $q = 1/10$, $\rho = 7/10$, and $\varepsilon = 1/50$. Then, instrumental voting is an equilibrium for $n+1 \leq 23$, while expressive voting is an equilibrium for $n+1 \geq 19$. There is a completely mixed equilibrium for $25 \leq n+1 \leq 43$, a low partially mixed equilibrium for $45 \leq n+1 \leq 549$, and a high partially mixed equilibrium for $21 \leq n+1 \leq 549$.

Expressive Preferences and the Probability of Being Pivotal Once the probability of casting a decisive vote falls sufficiently, expressive motives completely crowd out instrumental motives. Hence, one might suspect that pivotality considerations play a subordinated role in our model more generally. This, however, is not the case.

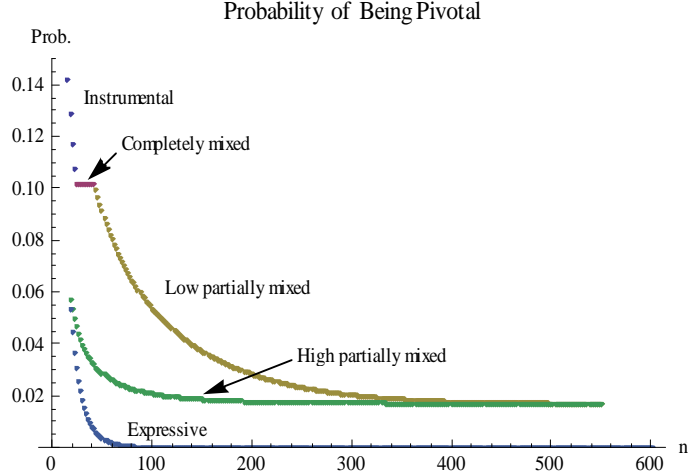


Figure 1:

Figure 1 illustrates the probability of being pivotal vote in Example 3. While, as n increases, the probability of being pivotal falls rapidly under instrumental voting, it is constant under completely mixed voting.¹¹ It then falls slowly under partially mixed voting, but remains stubbornly high.¹² As the figure indicates, the pivot probability under partially mixed voting stays above 1.7%, even when $n + 1$ is as high as 549. As a comparison, under purely instrumental preferences (i.e., $\varepsilon = 0$), the pivot probability for $n + 1 = 549$ is 2.8×10^5 times smaller. Beyond \bar{m}_{PM} only expressive voting is an equilibrium, and the chance of being pivotal falls discontinuously to, essentially, zero.

The large difference in pivot probabilities between $\varepsilon > 0$ and $\varepsilon = 0$ does not depend on high rates of conflict. To see this, note that in Example 2 the pivot probability under partially mixed voting for $n_E + 1 = 459$ is again 1.7%, while the pivot probability under $\varepsilon = 0$ is 1.9×10^4 times smaller.

¹¹Recall from Lemma 3 that the probability of being pivotal in the completely mixed equilibrium is $\frac{1}{2r-1} \frac{\varepsilon}{1-\varepsilon}$.

¹²The probability of being pivotal in the low and high partially mixed equilibria converges to $\frac{1}{2r} \frac{\varepsilon}{1-\varepsilon}$.

5 The Optimal Size of Voting Bodies

What is the optimal size of voting bodies? Having characterized equilibrium behavior for voting bodies of all sizes, we are now in a position to formally address this question. Our preferred metric is selection accuracy, S . That is, the probability that a voting body chooses the correct outcome given the state.

As we saw, Madison's view that large voting bodies lead to the ascendancy of passion over reason proved to be correct: With the exception of the high partially mixed equilibrium, equilibrium voting becomes more expressive (i.e., passion-based), when the size of the voting body increases. Thus, the key trade-off for accuracy is between the informational gains from adding an additional voter versus the informational losses from more expressive voting. Implicit in Madison's argument against direct democracy is the idea that, at some point, the latter effect dominates the former. As we shall see, whether this really happens depends on the rate of conflict between passion and reason.

Fix an equilibrium $(\gamma_\alpha, \gamma_\beta)$ for a voting body of size $n + 1$. In state α , the equilibrium probability that an individual voter casts a vote for the correct outcome is γ_α . Therefore, the voting body selects the correct outcome with probability

$$S(n + 1|\alpha) = \sum_{k=\frac{n}{2}+1}^{n+1} \binom{n+1}{k} \gamma_\alpha^k (1 - \gamma_\alpha)^{n+1-k}$$

In state β , the equilibrium probability that an individual voter casts a vote for the correct outcome is $1 - \gamma_\beta$. Thus, the voting body selects the correct outcome with probability

$$S(n + 1|\beta) = \sum_{k=\frac{n}{2}+1}^{n+1} \binom{n+1}{k} (1 - \gamma_\beta)^k \gamma_\beta^{n+1-k}$$

Since the two states are equally likely ex ante, $S(n + 1) = \frac{1}{2}(S(n + 1|\alpha) + S(n + 1|\beta))$.

It is sometimes convenient to extend S to non-integer values, m . Since the cdf of a binomial distribution may be expressed in terms of Beta functions (see, e.g., Press *et al.*,

1992), we have:

$$S(m+1) = \frac{1}{2} \left(\frac{B(\gamma_\alpha, \frac{m}{2} + 1, \frac{m}{2} + 1)}{B(\frac{m}{2} + 1, \frac{m}{2} + 1)} + \frac{B(1 - \gamma_\beta, \frac{m}{2} + 1, \frac{m}{2} + 1)}{B(\frac{m}{2} + 1, \frac{m}{2} + 1)} \right)$$

Here, $B(x, y)$ denotes the Beta function with parameters x and y , and $B(\gamma, x, y)$ denotes the incomplete Beta function.

Low Conflict Suppose that the rate of conflict between passion and reason is low (i.e., $q > q^*$). In that case, there is a unique equilibrium for each size voting body and, thus, $S(n+1)$ is uniquely determined. Once the voting body becomes sufficiently large, voting is purely expressive. Beyond this point, there is no more trade-off between information and expressiveness. As only the informational force persists, it might seem that information always aggregates in the limit.

To see that this is not the case, consider the informational value of a marginal voter when voting is purely expressive. In state α , the chance that a voter casts a vote for the correct outcome is $\gamma_\alpha^E = qr + (1 - q)\rho$. Since $r > \frac{1}{2}$ and $\rho \geq \frac{1}{2}$, we have $\gamma_\alpha^E > \frac{1}{2}$. This means that the marginal voter always improves accuracy in state α . In state β , the chance that a voter casts a vote for the correct outcome is $1 - \gamma_\beta^E = 1 - \rho + q(r + \rho - 1)$. The marginal voter improves accuracy if and only if $1 - \gamma_\beta^E > \frac{1}{2}$. Hence, the threshold value of q such that the informational contribution is positive in state β is $q > \frac{\frac{1}{2} - \rho + 1}{r + \rho - 1} = q_1$, the bound we identified earlier as being sufficient (but not necessary) for equilibrium uniqueness. Therefore, in the limit, the probability of selecting the correct outcome in state α always goes to one, while the probability in state β goes to one if and only if $q > q_1$. We have shown that

Proposition 11 *In large voting bodies, information fully aggregates if and only if conflict is very low, i.e., $q > q_1$.*

What happens when conflict is low, but not *very* low (i.e., $q^* < q < q_1$)? Because $\gamma_\alpha^E > \frac{1}{2}$ and $1 - \gamma_\beta^E < \frac{1}{2}$, each incremental voter increases the chance of selecting the correct outcome

in state α , but decreases it in state β . Since $\gamma_\alpha^E > \gamma_\beta^E > \frac{1}{2}$, γ_α^E is farther from $\frac{1}{2}$ than is $1 - \gamma_\beta^E$. This means that the incremental voter is more likely to break a tie correctly in state α than he is to break a tie *incorrectly* in state β . On the other hand, it also means that the probability of a tie is greater in state β than in state α . When n is small, tie probabilities are relatively similar across states and, hence, adding a voter is beneficial. When n is large, however, ties are vastly more likely in state β and, thus, the marginal voter has a negative effect on accuracy. In the limit, the correct outcome is chosen with probability one in state α , but is *never* chosen in state β . As a result, accuracy falls to 50%. Formally,

Proposition 12 *Suppose conflict is not very low (i.e., $q^* < q < q_1$). Then, for n sufficiently large, the incremental voter has negative informational value. That is, $S(n+1)$ is eventually decreasing in n . Furthermore, in the limit, large voting bodies are no better than a coin flip at selecting the correct outcome.*

Proposition 12 may be seen as a formalization of Madison’s intuition that passion-based voting leads voting bodies to “counteract their own views by every addition to their representatives” (Federalist No. 58). Unless conflict is very low, eventually, each additional voter reduces accuracy, despite the fact that voters’ preferences are instrumentally aligned.

It might seem that when conflict *is* very low, the best strategy is to always make the voting body as large as possible. Indeed, when n is sufficiently large, incremental voters have positive informational value and, hence, locally, their addition is unambiguously helpful. For smaller values of n , however, the trade-off between information and expressiveness is present, and the contribution of incremental voters may very well be negative. This holds even when there is no ex-ante asymmetry in norms (i.e., $\rho = 1/2$). Specifically,

Proposition 13 *For all q , accuracy is strictly decreasing in the region of the completely mixed equilibrium. Formally, for $\bar{m}_I < n < \bar{m}_{CM}$, $S(n+1)$ is strictly decreasing in n .*

To illustrate the potential importance of this effect, we offer an example where the “valley” of larger voting bodies producing lower accuracy is considerable. Suppose that

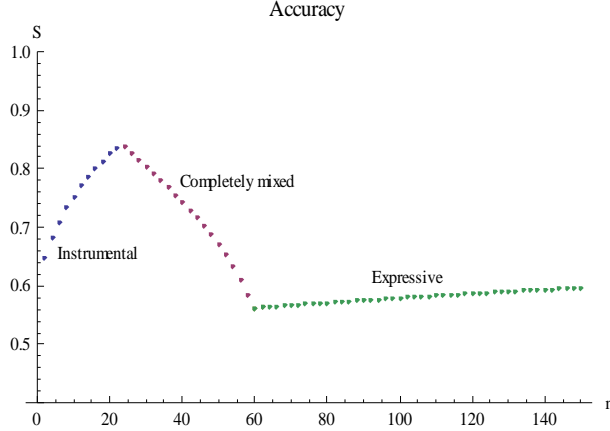


Figure 2:

we amend Example 3 to remove any asymmetry in ex ante norms (i.e., $\rho = 1/2$). Since $1/10 = q > q_1 = 0$, equilibrium is unique for every n and accuracy converges to 1 in the limit. However, as Figure 2 illustrates, increasing the number of voters is not the same as increasing accuracy. While accuracy increases along the instrumental equilibrium sequence (up to $n + 1 = 23$), it falls along the completely mixed equilibrium sequence (between $n + 1 = 25$ and 61). Beyond this point, accuracy once again increases, but it only reaches its previous high water mark at $n + 1 = 2,429$. In the region of the completely mixed equilibrium, an increase in the size of the voting body leads to informational losses from more expressive voting that outpace the informational gains from having more voters. From $n + 1 = 61$ onwards, which corresponds to expressive voting, the informativeness of votes no longer degenerates when n increases.¹³ Since $q > q_1$, additional votes improve equilibrium accuracy, albeit slowly. The point is that, even when conflict is very low, expanding the voting body is not necessarily conducive to obtaining better policies.

High Conflict When conflict is high (i.e., $q < q^*$), equilibrium multiplicity complicates the determination of the optimal size of voting bodies, as accuracy depends on which

¹³When $\rho = \frac{1}{2}$, the partially mixed equilibrium region disappears as a consequence of the symmetry of the model.

equilibrium is selected. Amending our notation, let $S_\eta(n+1)$ denote the selection accuracy of an equilibrium of type $\eta \in \{I, CM, LPM, HPM, E\}$. Here, I , CM , LPM , HPM , and E denote instrumental, completely mixed, low partially mixed, high partially mixed, and expressive equilibrium, respectively. The next proposition shows that, if different types of equilibria coexist for a voting body of a given size, then they can be unambiguously ordered in terms of accuracy.

Proposition 14 *If multiple equilibria coexist for given n , then their ranking in terms selection accuracy is:*

$$S \in \{S_I, S_{CM}, S_{LPM}\} > S_{HPM} > S_E$$

Proposition 14 is intuitive: The accuracy ranking corresponds to the expressiveness of equilibria. Thus, an expressive equilibrium is least accurate, while an instrumental equilibrium—provided one exists for the same size voting body—is most accurate. Other equilibria are similarly ordered.

It can be easily verified that Proposition 12 carries over to high-conflict environments (i.e., $q < q^*$). Hence, in large voting bodies, the incremental voter has negative informational value and, in the limit, voting bodies are no better than a coin flip at selecting the correct outcome. For small voting bodies, however, increasing size can increase accuracy: When instrumental voting is an equilibrium, adding more voters is obviously helpful. But even when voting is expressive, initially, adding voters may improve accuracy. This happens as long as the likelihood of a tie remains comparable between the states.

Accuracy properties under high conflict are nicely captured in Figure 3. The figure depicts the selection accuracy of the equilibria in Example 3 as a function of n . As the figure illustrates, accuracy is increasing in n under instrumental voting and decreasing under completely mixed voting. Accuracy is hump-shaped under low partially mixed voting, increasing under high partially mixed voting and, eventually, always decreasing under expressive voting.

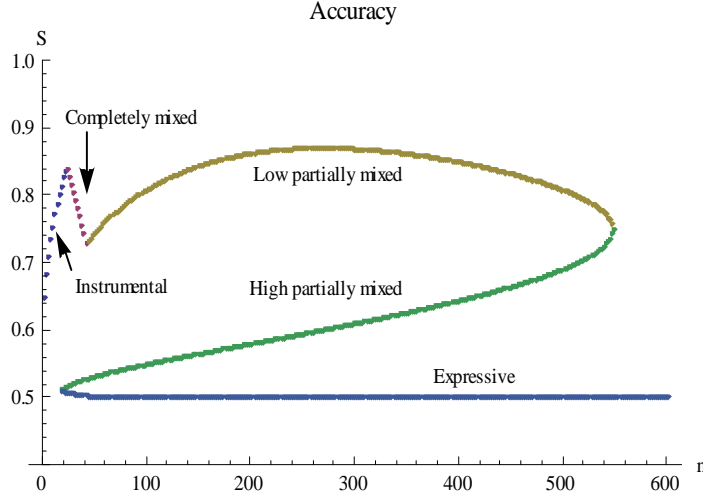


Figure 3:

Figure 3 also illustrates that, under high conflict, equilibrium accuracy can drop *discontinuously* in n . In other words, accuracy does not degrade “gracefully” as the voting body grows but, at some point, falls off a cliff. Let us denote the sequence of most informative equilibria by $C^*(m)$, where we treat m as continuous. From Proposition 14 we know that this sequence (function) is uniquely defined even in the presence of multiple equilibria. Next, notice that at $m = \bar{m}_{PM}$, $C^*(m)$ moves from low partially mixed to expressive voting. Moreover, from Proposition 14 we know that, for fixed m , $S_E(m+1) < S_{LMP}(m+1)$. Thus, we have shown:

Proposition 15 *Suppose voters coordinate on the most accurate equilibrium. Then, under high conflict, accuracy falls discontinuously at \bar{m}_{PM} .*

While accuracy falls discontinuously at \bar{m}_{PM} when equilibrium selection is optimistic, note that, under high conflict, accuracy must fall discontinuously at some point, regardless of the equilibrium selection rule.

Summary Unless conflict is very low, large voting bodies are highly undesirable as they do no better than a coin flip at selecting the correct outcome. While smaller voting

bodies do better, they can experience a sudden discrete drop in accuracy when the size of the voting body is expanded, or when conflict between passion and reason rises. This is true even if we assume that voters are always able to coordinate on the “best” equilibrium.

When conflict is very low, information fully aggregates in the limit. This does not mean, however, that enlarging the voting body is necessarily a good idea. The reason is that accuracy is non-monotone in size. Therefore, unless the number of additional voters is sufficiently large, enlarging the voting body may reduce accuracy.

Minimally Expressive Preferences When expressive preferences are absent (i.e., $\varepsilon = 0$), our model is a standard Condorcet jury model in which information fully aggregates in the limit. On that basis, one might conjecture that, for small ε , large voting bodies produce outcomes that are close to optimal. Our final result shows that this is not always the case. Even when the weight on expressive payoffs becomes arbitrarily small, equilibrium accuracy under mixed motives may not approach accuracy under purely instrumental motives as the voting body grows. To see this, fix a sequence $\{\varepsilon_k\} \rightarrow 0$. For each element of this sequence, let S_{ε_k} denote asymptotic selection accuracy as $n \rightarrow \infty$. For n large, expressive voting is the unique equilibrium. Hence, $S_{\varepsilon_k} = \lim_{n \rightarrow \infty} S_E(n+1)$. Finally, let S^* denote the asymptotic selection accuracy as $n \rightarrow \infty$ for $\varepsilon = 0$. It is easy to show that $S^* = 1$. Using Proposition 11 it then follows that

Proposition 16 *Unless conflict is very low, the accuracy of large voting bodies as $\varepsilon \rightarrow 0$ does not converge to accuracy of large voting bodies when $\varepsilon = 0$. Formally, if $q < q_1$ then, for every sequence $\{\varepsilon_k\} \rightarrow 0$, $\{S_{\varepsilon_k}\} \rightarrow \frac{1}{2} < S^* = 1$.*

The discontinuity arises from the fact that we consider asymptotic accuracy as $n \rightarrow \infty$ for fixed ε and only then let ε go to zero. If, instead, we reversed the order of limits, information would fully aggregate. However, since our concern is with the accuracy of large voting bodies for ever smaller values of ε , the former order of limits is the appropriate one.

Other Measures of Welfare By using accuracy to determine the optimal size of voting bodies, we implicitly assumed that, from a societal point of view, only the outcome of the vote matters. Of course, this neglects the expressive payoffs of members of the voting body. From the perspective of a constitution designer trying to determine the optimal size of a legislature, this seems sensible. After all, the number of representatives is typically negligible relative to the number of citizens. Moreover, Madison would have argued that expressive payoffs represent “pandering” to parochial interests and, therefore, should not be counted as a benefit in any event.

But even if one chose to include expressive payoffs of voters among the benefits, our conclusions would remain unaltered. To see this, note that in instrumental and expressive equilibria, a voter’s expressive payoffs are unaffected by the size of the voting body. Hence, accuracy is the sole determinant of welfare. In completely mixed and partially mixed equilibria, voters who mix are indifferent between voting expressively and voting instrumentally. Thus, for purposes of payoff comparison, we may assume they vote expressively. Receiving full expressive payoffs, accuracy is then again the sole determinant of these voters’ welfare as the size of the voting body changes. The same is true for voters in completely and partially mixed equilibria who do not mix, because their expressive payoffs are again unaffected by the size of the voting body.

Preplay Communication It is well-known that preplay communication can have a large effect on equilibrium voting behavior and accuracy. Indeed, when voters have common interests and preferences are purely instrumental, a simple straw poll “solves” the voting problem regardless of the particular voting rule used (see, e.g., Coughlan, 2000). When voters have mixed motives, however, voting is not a pure common interest game and, therefore, it is not clear that voters would wish to reveal their signals truthfully in a straw poll. In addition to this strategic complication, with mixed motives, preplay communication introduces a host of other difficulties. First, when voters also have expressive payoffs, preplay communication

need no longer represent pure cheap talk. Indeed, voters may derive direct (dis)utility from their votes in the straw poll, which would have to be modeled. Second, we argued that expressive norms are malleable—it is possible for new information to change a voter’s view about the appropriate norm. Hence, the outcome of the straw poll may affect voters’ norms and passions. Moreover, anticipating this effect, voters may want to strategically adjust their strategies in the straw poll. Finally, in our model, voters cast only a single vote and, therefore, consistency does not arise as an expressive consideration. However, once multiple votes are taken, expressive payoffs might well depend on separate votes as well as on the *combination* of votes cast. For example, a voter might experience losses from “flip-flopping” at successive stages. All of this considerably complicates the modeling and analysis of preplay communication in the presence of mixed motives. While preplay communication is of obvious interest in determining the optimal size of voting bodies, a full analysis is beyond the scope of the present paper.

6 Conclusion

Should a tripling of the US population since 1913 lead to a larger House of Representatives? Our model suggests that even if it were logistically costless to add new members, and even if each additional representative brought new information to bear on the questions at hand, increasing the number beyond 435 might be a bad idea. The key to this conclusion is the observation that passion rather than reason drives voting behavior in large voting bodies. By passion we mean payoffs from voting that are divorced from the actual outcome of the vote. These payoffs derive directly from the act of voting in a particular way and are driven by norms, identity, ideology, or simply by the need to pander to constituents. Indeed, in large voting bodies, voting is purely passion-driven, even if voters place only arbitrarily small weight on these non-instrumental, “parochial” concerns.

Whether this is for good or for ill depends on how malleable—influenced by facts—

passions are. When passions are sufficiently malleable, passionate voting is of no real concern, as it still leads to the selection of the correct outcome in the limit. In contrast, when passions are rigid and relatively impervious to facts, the passionate voting of large voting bodies produces dismal results. In the limit, information is driven out entirely and decisions are no better than chance. It is a situation James Madison would find instantly recognizable. Indeed, he observed that voting bodies may “counteract their own views by every addition to their representatives” (Federalist No. 58).

Even when passions are malleable, however, there is always a region where informational losses from increased passion-based voting dominate the informational gains from adding more voters. The reason is that, while the marginal voter does provide additional information, increased passion drives out reason over the entirety of the voting body. When passions are more rigid, this effect need not even be gradual: As the size of the voting body increases, at some point, there will be a sudden downward jump in its performance.

Our model suggests that the ease with which voters can nowadays monitor their elected representatives may, in fact, have a pernicious side effect. To the extent that this kind of transparency increases the need to pander to constituents, it increases passion and, thereby, has a deleterious effect on the performance of Congress. In turn, this may not be unrelated to the public holding Congress in such low regard. It suggests that, while 435 might have been the right number of representatives in 1913, it may well be too many—rather than too few—today.

Since Condorcet, perhaps the main message from the “informational” voting literature is the remarkable ability of elections to aggregate information and produce the correct outcome. Our analysis suggests that we have, perhaps, been overly optimistic in these conclusions. When we enrich the classical model by admitting the possibility that voters might be motivated by expressive as well as instrumental motives, the results are more ambiguous and the conclusions less hopeful.

A Proofs

Proof of Lemma 1:

Consider an unconflicted voter with an a signal. Suppose, contrary to the statement of the lemma, that he prefers to vote for B rather than A . That is,

$$\binom{n}{\frac{n}{2}} (1 - \varepsilon) \left(r (z_\alpha)^{\frac{n}{2}} - (1 - r) (z_\beta)^{\frac{n}{2}} \right) + \varepsilon \leq 0 \quad (7)$$

where $z_\theta = \gamma_\theta (1 - \gamma_\theta)$.

First, note that a necessary condition for this inequality to hold is that $z_\beta > z_\alpha$. Second, note that the inequality implies that a conflicted voter with an a signal would also strictly prefer to vote for B , i.e., $V_a < 0$. Furthermore, an unconflicted voter with a b signal would strictly prefer to vote for B . To see this, note that the difference in that voter's payoff from voting for B rather than A is

$$\binom{n}{\frac{n}{2}} (1 - \varepsilon) \left(r (z_\beta)^{\frac{n}{2}} - (1 - r) (z_\alpha)^{\frac{n}{2}} \right) + \varepsilon$$

and this expression is strictly positive, since $z_\beta > z_\alpha$ and $r > \frac{1}{2}$. Finally, a conflicted voter with a b signal would strictly prefer to voter for B since $V_b > -V_a > 0$.

Hence, we have shown that, if an unconflicted voter with an a signal weakly prefers to vote for B , then all voters strictly prefer to vote for B . In turn, this implies that $\gamma_\alpha = \gamma_\beta = 0$. This, however, contradicts $z_\beta > z_\alpha$.

The proof that an unconflicted voter with a b signal strictly prefers to vote for B is analogous.

Proof of Lemma 2:

Differentiating $\Phi(m)$ with respect to m , we obtain

$$\Phi'(m) = \frac{1}{2} \frac{\Gamma(m+1)}{\Gamma^2\left(\frac{m}{2}+1\right)} \left\{ \begin{array}{l} (1-r)(z_\alpha)^{\frac{m}{2}} \left(2H\left[\frac{m}{2}\right] - 2H[m] - \log[z_\alpha] \right) \\ -r(z_\beta)^{\frac{m}{2}} \left(2H\left[\frac{m}{2}\right] - 2H[m] - \log[z_\beta] \right) \end{array} \right\}$$

where $H[x]$ is the x th harmonic number. Note that $\Phi'(m)$ takes sign of the expression in curly brackets.

We claim that $2(H[\frac{m}{2}] - H[m]) - \log[z_\beta] > 0$, for all $m \geq 2$. When $m = 2$, we have

$$2(H[1] - H[2]) - \log[z_\beta] > 2(H[1] - H[2]) - \log\left[\frac{1}{4}\right] = 2\left(1 - \frac{3}{2}\right) - \log\left[\frac{1}{4}\right] > 0$$

Because $H[m]$ is concave in m , the inequality then also holds for all $m > 2$.

This implies that $\Phi'(m) < 0$ iff

$$\frac{1-r}{r} \frac{2(H[m] - H[\frac{m}{2}]) + \log[z_\alpha]}{2(H[m] - H[\frac{m}{2}]) + \log[z_\beta]} < \left(\frac{z_\beta}{z_\alpha}\right)^{\frac{m}{2}}$$

And this inequality indeed holds, because $r < \frac{1}{2}$, and $z_\alpha \leq z_\beta$.

To establish the second part of the lemma, use Stirling's approximation to obtain

$$\Phi(m) \approx \sqrt{2} \left(r \frac{(2\sqrt{z_\beta})^m}{\sqrt{\pi m}} - (1-r) \frac{(2\sqrt{z_\alpha})^m}{\sqrt{\pi m}} \right)$$

for large m . Now note that both terms converge to zero as $m \rightarrow \infty$, because $z_\alpha \leq z_\beta \leq \frac{1}{4}$.

Hence $\lim_{m \rightarrow \infty} \Phi(m) = 0$.

Proof of Proposition 1

The necessary and sufficient condition for instrumental voting to be an equilibrium is that

$$\binom{n}{\frac{n}{2}} (2r-1) (r(1-r))^{\frac{n}{2}} \geq \frac{\varepsilon}{1-\varepsilon} \quad (8)$$

Now, note that lemma 2 with $z_\alpha = z_\beta = r(1-r)$ implies that the LHS is strictly decreasing in n . As a consequence, the inequality (8) holds iff $n \leq \bar{m}_I$, where \bar{m}_I is the value of m that solves the continuous analogue of (8) with equality.

Proof of Proposition 2:

Under expressive voting, $\sigma_a = 0$ and $\sigma_b = 1$. It may be readily verified that this implies that $z_\alpha < z_\beta$ and, as a consequence, $V_a < V_b$. Thus, we need only check the incentive

condition to vote expressively for conflicted voters with b signals, i.e., $V_b \leq 0$. By construction, $V_b = 0$ at \underline{m}_E , while, by Lemma 2, V_b is strictly decreasing in n . Hence, the incentive constraint also holds for all $n \geq \underline{m}_E$.

Proof of Proposition 3:

The fact that each of these kinds of equilibria can indeed arise is proved by example. (See, for instance, Example 3.) The proof that no other kinds of equilibria can arise proceeds as follows. First, from Lemma 1, we know that all unconflicted voters vote according to their signals. This implies that all equilibria are fully characterized by the mixing probabilities $(\sigma_a, \sigma_b) \in [0, 1]^2$ of conflicted voters. To prove the proposition, we have to show that there neither exist equilibria with $\{\sigma_a = 1, \sigma_b \in (0, 1)\}$, nor with $\{\sigma_a \in (0, 1), \sigma_b = 1\}$, nor with $\{\sigma_a \in (0, 1), \sigma_b = 0\}$. This is proved in Lemmas 6, 7, and 8 below.

Lemma 6 *There is no partially mixed equilibrium with $\sigma_a = 1$ and $\sigma_b \in (0, 1)$.*

Proof. Suppose, by contradiction, that such an equilibrium does exist.

We first show that $\sigma_a = 1$ implies $|\gamma_\alpha - \frac{1}{2}| > |\gamma_\beta - \frac{1}{2}|$. One may readily verify that for $\sigma_a = 1, \gamma_\alpha > \frac{1}{2}$. Furthermore, $\gamma_\beta > \frac{1}{2}$ iff $\sigma_b > \frac{r - \frac{1}{2}}{r(1-q)\rho}$. When $\sigma_b > \frac{r - \frac{1}{2}}{r(1-q)\rho}$, $|\gamma_\alpha - \frac{1}{2}| > |\gamma_\beta - \frac{1}{2}|$ follows immediately from $\frac{1}{2} < \gamma_\beta < \gamma_\alpha$. When $\sigma_b \leq \frac{r - \frac{1}{2}}{r(1-q)\rho}$, $|\gamma_\alpha - \frac{1}{2}| > |\gamma_\beta - \frac{1}{2}|$ is equivalent to showing that $\gamma_\alpha - (1 - \gamma_\beta) > 0$. And after some algebra,

$$\gamma_\alpha - (1 - \gamma_\beta) = (1 - q)\rho\sigma_b > 0$$

Since $|\gamma_\alpha - \frac{1}{2}| > |\gamma_\beta - \frac{1}{2}|$, we have $z_\alpha < z_\beta$ and, therefore, $V_b > V_a$. Because $\sigma_a = 1$, it must be that $V_a \geq 0$, which implies $V_b > V_a \geq 0$. Thus, conflicted voters with b signals strictly prefer to vote instrumentally, such that $\sigma_b = 0$. But this is a contradiction, because $\sigma_b \in (0, 1)$ by assumption. ■

Lemma 7 *There is no partially mixed equilibrium with $\sigma_a \in (0, 1)$ and $\sigma_b = 1$.*

Proof. Suppose, by contradiction, that such an equilibrium does exist. We first show that $\sigma_b = 1$ implies $z_\alpha < z_\beta$. The algebra establishing this is straightforward and analogous to that given in the proof of Lemma 6. Since $z_\alpha < z_\beta$, we have $V_b > V_a$. Because $\sigma_b = 1$, it must be that $V_b \leq 0$, which implies $V_a < V_b \leq 0$. Thus, conflicted voters with a signals strictly prefer to vote expressively, such that $\sigma_a = 0$. This is a contradiction, because $\sigma_a \in (0, 1)$ by assumption. ■

Lemma 8 *There is no partially mixed equilibrium with $\sigma_a \in (0, 1)$ and $\sigma_b = 0$.*

Proof. Suppose, by contradiction, that such an equilibrium does exist. We first show that $\sigma_b = 0$ implies $z_\alpha > z_\beta$. The algebra establishing this is straightforward and analogous to that given in the proof of Lemma 6. Since $z_\alpha > z_\beta$, we have $V_b < V_a$. Because $\sigma_b = 0$, it must be that $V_b \geq 0$, which implies $V_a > V_b \geq 0$. Thus, conflicted voters with a signals strictly prefer to vote instrumentally, such that $\sigma_a = 1$. This is a contradiction, because $\sigma_a \in (0, 1)$ by assumption. ■

Proof of Lemma 4:

We prove $q_0 < q^* < q_1$ by showing that: 1) for $q \leq q_0$ and $m > 0$, $\left. \frac{\partial V_b}{\partial \sigma_b} \right|_{\sigma_a=0, \sigma_b=1} < 0$; 2) for $q \geq q_1$ and $m > 0$, $\left. \frac{\partial V_b}{\partial \sigma_b} \right|_{\sigma_a=0, \sigma_b=1} > 0$. Existence of q^* then follows from continuity of $\left. \frac{\partial V_b}{\partial \sigma_b} \right|_{\sigma_a=0, \sigma_b=1, m=\underline{m}_E(q)}$ in q and the intermediate value theorem, while the max operator in Equation (6) guarantees uniqueness.

Notice that

$$\frac{\partial V_b}{\partial \sigma_b} = \frac{\Gamma(m+1)}{\Gamma^2\left(\frac{m}{2}+1\right)} \frac{m}{2} (1-q) \rho \left\{ r^2 (z_\beta)^{\frac{m}{2}-1} (1-2\gamma_\beta) - (1-r)^2 (z_\alpha)^{\frac{m}{2}-1} (1-2\gamma_\alpha) \right\} \quad (9)$$

Hence, $\left. \frac{\partial V_b}{\partial \sigma_b} \right|_{\sigma_a=0, \sigma_b=1}$ takes on the sign of

$$r^2 \left(\frac{z_\beta^E}{z_\alpha^E} \right)^{\frac{m}{2}-1} (1-2\gamma_\beta^E) - (1-r)^2 (1-2\gamma_\alpha^E) \quad (10)$$

By Lemma 9 (below), $z_\alpha^E < z_\beta^E$. Thus, (10) is strictly smaller than

$$r^2 (1-2\gamma_\beta^E) - (1-r)^2 (1-2\gamma_\alpha^E) = (2r-1) (2q(r^2-r+\rho) + 1-2\rho)$$

which is negative iff $q \leq q_0$. Thus, $\frac{\partial V_b}{\partial \sigma_b} \Big|_{\sigma_a=0, \sigma_b=1} < 0$ for all m . This establishes 1).

For $q \geq q_1$, $\gamma_\alpha > \frac{1}{2}$ and $\gamma_\beta \leq \frac{1}{2}$. Thus, (10) > 0 , which establishes 2).

Lemma 9 *If $\sigma_a = 0$ and $\sigma_b > \frac{1-\rho}{\rho}$, then $z_\alpha < z_\beta$.*

Proof. It is sufficient to show that $|\gamma_\alpha - \frac{1}{2}| > |\gamma_\beta - \frac{1}{2}|$. If $\sigma_a = 0$ and $\sigma_b > \frac{1-\rho}{\rho}$, then

$$\gamma_\alpha > qr + (1-q)(r\rho + (1-r)(1-\rho)) \geq qr + (1-q)\frac{1}{2} > \frac{1}{2}$$

where the first inequality follows from $\sigma_b > \frac{1-\rho}{\rho}$, the second from $\rho \geq \frac{1}{2}$, and the third from $r > \frac{1}{2}$.

If $\gamma_\beta > \frac{1}{2}$, then $|\gamma_\alpha - \frac{1}{2}| > |\gamma_\beta - \frac{1}{2}|$ follows immediately from the fact that $\gamma_\beta < \gamma_\alpha$.

If $\gamma_\beta \leq \frac{1}{2}$, then $|\gamma_\alpha - \frac{1}{2}| > |\gamma_\beta - \frac{1}{2}|$ is equivalent to showing that $\gamma_\alpha - (1 - \gamma_\beta) > 0$. For $\sigma_a = 0$ and $\sigma_b > \frac{1-\rho}{\rho}$,

$$\gamma_\alpha - (1 - \gamma_\beta) > qr + r(1-q)\rho + (1-q)(1-\rho) + q(1-r) + (1-r)(1-q)\rho - 1 = 0$$

This completes the proof. ■

Proof of Lemma 3:

The probability of being pivotal in state θ is $\Pr[piv|\theta] = \binom{n}{\frac{n}{2}} (z_\theta)^{\frac{n}{2}}$. For both kinds of conflicted voters to mix, (σ_a, σ_b) must solve $V_a = V_b = 0$. This implies that $\Pr[piv|\alpha] = \Pr[piv|\beta] = \frac{1}{2r-1} \frac{\varepsilon}{1-\varepsilon}$. The equality of pivot probabilities in the two states implies that either $\gamma_\alpha = \gamma_\beta$ or $\gamma_\alpha = 1 - \gamma_\beta$. It may be readily verified that $\gamma_\alpha - \gamma_\beta > 0$ for all $\sigma_a, \sigma_b \in (0, 1)$. Hence, $\gamma_\alpha = 1 - \gamma_\beta$. Finally, $\gamma_\alpha = 1 - \gamma_\beta$ implies that $\sigma_a = 1 - \frac{\rho}{1-\rho}\sigma_b$, which completes the proof.

Proof of Proposition 4:

In a completely mixed equilibrium, $V_a = V_b = 0$. From Lemma 3 we know that $\gamma_\alpha = 1 - \gamma_\beta$ and, hence, these equalities reduce to

$$\binom{n}{\frac{n}{2}} \left((2r-1) (\gamma_\alpha (1-\gamma_\alpha))^{\frac{n}{2}} \right) - \frac{\varepsilon}{1-\varepsilon} = 0 \quad (11)$$

Fact 1: By Lemma 2, the LHS is strictly decreasing in n for fixed γ_α . Fact 2: For fixed n and $\gamma_\alpha > \frac{1}{2}$, the LHS is strictly decreasing in γ_α .

From Lemma 3 we know that, over the range $\sigma_b \in \left(0, \frac{1-\rho}{\rho}\right)$, $\sigma_a = 1 - \frac{\rho}{1-\rho}\sigma_b$. Hence, $\gamma_\alpha \in \left(\gamma_\alpha|_{\sigma_a=0, \sigma_b=\frac{1-\rho}{\rho}}, r\right)$, where it is easily verified that $\gamma_\alpha|_{\sigma_a=0, \sigma_b=\frac{1-\rho}{\rho}} \geq \frac{1}{2}$. Facts 1 and 2 imply that the upper bound on voting body sizes for which a completely mixed equilibrium exists, \bar{m}_{CM} , is the value of m solving Equation (11) at $\gamma_\alpha = \gamma_\alpha|_{\sigma_a=0, \sigma_b=\frac{1-\rho}{\rho}}$. Similarly, the lower bound is the value of m solving Equation (11) at $\gamma_\alpha = r$. Notice that this corresponds to \bar{m}_I . Facts 1 and 2 also imply that $\bar{m}_I < \bar{m}_{CM}$. Finally, Fact 2 implies that, for all $m \in (\bar{m}_I, \bar{m}_{CM})$, the completely mixed equilibrium is unique.

Proof of Proposition 5:

Any completely mixed equilibrium is characterized by the unique value $\gamma_\alpha^* > \frac{1}{2}$ that solves Equation (11). Lemma 2 implies that the LHS of Equation (11) is decreasing in n and, as a consequence, γ_α^* must also be decreasing in n . Using $\sigma_b = \frac{1-\rho}{\rho}(1 - \sigma_a)$, it is easily verified that $\frac{d\gamma_\alpha}{d\sigma_a} > 0$. Hence, in any completely mixed equilibrium, σ_a must be decreasing in n , while σ_b is increasing in n .

Proof of Proposition 6:

By Lemma 10 (below), in any partially mixed equilibrium, $\sigma_b \in \left[\frac{1-\rho}{\rho}, 1\right)$.

We claim that $V_b|_{\sigma_a=0, \sigma_b=\frac{1-\rho}{\rho}} < 0$ iff $n > \bar{m}_{CM}$. At \bar{m}_{CM} , $V_b|_{\sigma_a=0, \sigma_b=\frac{1-\rho}{\rho}} = 0$ by construction. Moreover, Lemmas 9 and 2 imply that $V_b|_{\sigma_a=0, \sigma_b=\frac{1-\rho}{\rho}}$ is strictly decreasing in n . This proves the claim.

We also claim that $V_b|_{\sigma_a=0, \sigma_b=1} > 0$ iff $n < \underline{m}_E$. At \underline{m}_E , $V_b|_{\sigma_a=0, \sigma_b=1} = 0$ by construction. Moreover, Lemmas 9 and 2 imply that $V_b|_{\sigma_a=0, \sigma_b=1}$ is strictly decreasing in n . This proves the claim.

From Lemma 12 (below)—which shows that, under low conflict, V_b is strictly increasing in $\sigma_b \in \left[\frac{1-\rho}{\rho}, 1\right)$ —it then follows that for all $\bar{m}_{CM} \leq n < \underline{m}_E$, there exists a unique value $\sigma_b \in \left(\frac{1-\rho}{\rho}, 1\right)$ such that $V_b|_{\sigma_a=0}(\sigma_b) = 0$. It is straightforward to verify that, at this value of

σ_b , $V_a|_{\sigma_a=0} < 0$. Hence, this constitutes a partially mixed equilibrium.

Finally, we establish that $\bar{m}_{CM} < \underline{m}_E$. At \bar{m}_{CM} , $V_b|_{\sigma_a=0, \sigma_b=\frac{1-\rho}{\rho}} = 0$. Lemma 12 implies that, at \bar{m}_{CM} , $V_b|_{\sigma_a=0, \sigma_b=1} > 0$. Moreover, from Lemmas 9 and 2 we know that $V_b|_{\sigma_a=0, \sigma_b=1}$ is strictly decreasing in m . Because, at \underline{m}_E , $V_b|_{\sigma_a=0, \sigma_b=1} = 0$, this implies that $\underline{m}_E > \bar{m}_{CM}$.

Lemma 10 *In any partially mixed equilibrium, $\sigma_b \geq \frac{1-\rho}{\rho}$.*

Proof. We prove the lemma by showing that $\sigma_b < \frac{1-\rho}{\rho}$ implies $z_\alpha > z_\beta$, which contradicts Lemma 11 (below).

Recall that $\gamma_\alpha > \gamma_\beta$. First, we find the value of σ_b that makes $\gamma_\alpha = \frac{1}{2}$. This is readily shown to be $\sigma'_b = \frac{1-2qr-2r(1-q)\rho}{2(1-r)(1-q)\rho}$, while

$$\sigma'_b - \frac{1-\rho}{\rho} = -\frac{(2r-1)(2q(1-\rho)+2\rho-1)}{2(1-r)(1-q)\rho^2} < 0$$

Because γ_α is increasing in σ_b , for $\sigma_b \leq \sigma'_b$, $\gamma_\beta < \gamma_\alpha \leq \frac{1}{2}$ and, hence, $z_\alpha > z_\beta$.

Next, we find the value of σ_b that makes $\gamma_\beta = \frac{1}{2}$. This is readily shown to be $\sigma''_b = \frac{1-2qr-2r(1-q)\rho}{2(1-r)(1-q)\rho}$, while

$$\sigma''_b - \frac{1-\rho}{\rho} = \frac{(2r-1)(2q(1-\rho)+2\rho-1)}{2r(1-q)\rho^2} > 0$$

In the region $\sigma'_b < \sigma_b < \sigma''_b$, $\gamma_\beta < \frac{1}{2} < \gamma_\alpha$. As γ_α and γ_β are both strictly increasing in σ_b , $z_\alpha - z_\beta$ is strictly decreasing in σ_b . Now notice that, at $\sigma_b = \frac{1-\rho}{\rho}$, $\gamma_\alpha = 1 - \gamma_\beta$ and, therefore, $z_\alpha = z_\beta$. Hence, we may conclude that for all $\sigma_b < \frac{1-\rho}{\rho}$, $z_\alpha > z_\beta$. This completes the proof.

■

Lemma 11 *In any partially mixed equilibrium, $z_\alpha \leq z_\beta$.*

Proof. In any partially mixed equilibrium, $V_a \leq 0$ and $V_b = 0$. This implies that $V_a + V_b \leq 0$, which may be rewritten as

$$\binom{n}{\frac{n}{2}} \left((z_\alpha)^{\frac{n}{2}} - (z_\beta)^{\frac{n}{2}} \right) \leq 0$$

And this inequality holds iff $z_\alpha \leq z_\beta$. ■

Lemma 12 For $q \geq q_1$, $V_b|_{\sigma_a=0}$ is strictly increasing in $\sigma_b \in \left[\frac{1-\rho}{\rho}, 1\right]$.

Proof. Differentiating $V_b|_{\sigma_a=0}$ with respect to σ_b yields

$$\frac{\partial V_b}{\partial \sigma_b} \Big|_{\sigma_a=0} = \binom{n}{\frac{n}{2}} \frac{n}{2} (1-q) \rho \left\{ r^2 (z_\beta)^{\frac{n}{2}-1} (1-2\gamma_\beta) - (1-r)^2 (z_\alpha)^{\frac{n}{2}-1} (1-2\gamma_\alpha) \right\}$$

which takes the sign of the expression in curly brackets. Notice that γ_β is increasing in σ_b and, for $\sigma_a = 0$, γ_β is decreasing in q . At $q = q_1$, $\gamma_\beta|_{\sigma_a=0, \sigma_b=1} = \frac{1}{2}$. Hence, for $q \geq q_1$ and $\sigma_b \in \left[\frac{1-\rho}{\rho}, 1\right]$, we have $\gamma_\beta|_{\sigma_a=0} \leq \frac{1}{2}$. Moreover, for $\sigma_b \in \left[\frac{1-\rho}{\rho}, 1\right]$, it can be easily verified that $\gamma_\alpha|_{\sigma_a=0} > \frac{1}{2}$. Finally, together, $\gamma_\beta \leq \frac{1}{2}$ and $\gamma_\alpha > \frac{1}{2}$ imply that the expression in curly brackets is strictly positive. ■

Proof of Proposition 7:

In a partially mixed equilibrium, σ_b solves $V_b|_{\sigma_a=0}(\sigma_b) = 0$. Lemma 9 together with Lemma 2 imply that, for fixed σ_b , $V_b|_{\sigma_a=0}$ is strictly decreasing in n . Furthermore, we know from Lemma 12 that, for fixed n and $q \geq q_1$, $V_b|_{\sigma_a=0}(\sigma_b)$ is strictly increasing in σ_b . Together, these two facts imply that the equilibrium value of σ_b must be strictly increasing in n . As σ_a remains constant at zero, voting becomes more expressive when n increases.

Proof of Lemma 5:

By Lemma 13 (below), for $q \leq q_0$, the unique σ_b that maximizes $V_b|_{\sigma_a=0}(\sigma_b)$ over the interval $\left[\frac{1-\rho}{\rho}, 1\right]$ is strictly interior. Denote this σ_b by σ'_b . By the envelope theorem,

$$\frac{d}{dm} V_b|_{\sigma_a=0, \sigma_b=\sigma'_b(m)} = \frac{\partial (V_b|_{\sigma_a=0})}{\partial m} \Big|_{\sigma_b=\sigma'_b(m)}$$

Lemmas 9 and 2 imply that $\frac{\partial (V_b|_{\sigma_a=0})}{\partial m} \Big|_{\sigma_b=\sigma'_b(m)}$ —and, therefore, $\frac{d}{dm} V_b|_{\sigma_a=0, \sigma_b=\sigma'_b(m)}$ —is strictly negative. From here, the proof of existence and uniqueness of \bar{m}_{PM} is analogous to that for \underline{m}_E in the main text.

To prove that $\bar{m}_{PM} > \underline{m}_E$ for $q \leq q_0$, note that, at $m = \underline{m}_E$, $V_b|_{\sigma_a=0, \sigma_b=1} = 0$. By Lemma 13 we know that $\frac{\partial V_b}{\partial \sigma_b} \Big|_{\sigma_a=0, \sigma_b=1} < 0$. Hence, for some σ''_b strictly smaller than but close to

1, $V_b|_{\sigma_a=0, \sigma_b=\sigma_b''} > 0$. Lemma 2 then implies that there exists an $m > \underline{m}_E$ such that the equation $V_b|_{\sigma_a=0} = 0$ has a solution in $\sigma_b \in \left[\frac{1-\rho}{\rho}, 1\right]$. Therefore, \bar{m}_{PM} , which is defined as the largest m for which such a solution exists, must also be strictly greater than \underline{m}_E .

Lemma 13 *For $q \leq q_0$, $V_b|_{\sigma_a=0}(\sigma_b)$ is single-peaked in σ_b on the interval $\left[\frac{1-\rho}{\rho}, 1\right]$. Moreover, the peak is strictly interior.*

Proof. From Lemma 4 we know that $\frac{\partial V_b}{\partial \sigma_b}\Big|_{\sigma_a=0, \sigma_b=1} < 0$. From Equation (9), we know that $\frac{\partial V_b}{\partial \sigma_b}$ takes the sign of

$$\left(r^2 (z_\beta)^{\frac{n}{2}-1} (1 - 2\gamma_\beta) - (1 - r)^2 (z_\alpha)^{\frac{n}{2}-1} (1 - 2\gamma_\alpha)\right)$$

This expression is strictly positive at $\sigma_a = 0$ and $\sigma_b = \frac{1-\rho}{\rho}$, since $\gamma_\alpha > \frac{1}{2}$ and $\gamma_\beta < \frac{1}{2}$, where $\gamma_\beta < \frac{1}{2}$ follows from

$$\begin{aligned} \gamma_\beta\Big|_{\sigma_a=0, \sigma_b=\frac{1-\rho}{\rho}} &= q(1-r) + (1-q)((1-r)\rho + r(1-\rho)) \\ &< q(1-r) + (1-q)\frac{1}{2} \leq \frac{1}{2} \end{aligned}$$

Thus, $\frac{\partial V_b}{\partial \sigma_b}\Big|_{\sigma_a=0, \sigma_b=\frac{1-\rho}{\rho}} > 0$.

The intermediate value theorem now implies that there exists at least one $\sigma_b \in \left(\frac{1-\rho}{\rho}, 1\right)$ where $\frac{\partial V_b}{\partial \sigma_b}\Big|_{\sigma_a=0} = 0$. We will show that, at any such point, $\frac{d^2 V_b}{(d\sigma_b)^2}\Big|_{\sigma_a=0} < 0$. Therefore, $V_b|_{\sigma_a=0}$ is single-peaked on $\sigma_b \in \left[\frac{1-\rho}{\rho}, 1\right]$.

First, the FOC can only be satisfied when $\frac{1}{2} < \gamma_\beta < \gamma_\alpha$. Next, the FOC implies that

$$\left(\frac{1 - 2\gamma_\beta}{1 - 2\gamma_\alpha}\right)^2 = \left(\frac{1 - r}{r}\right)^2 \left(\frac{z_\alpha}{z_\beta}\right)^{n-2} \quad (12)$$

Now notice that $\frac{d^2 V_b}{(d\sigma_b)^2}$ is proportional to

$$\begin{aligned} &\left(\frac{n}{2} - 1\right) \left[r^3 (z_\beta)^{\frac{n}{2}-2} (1 - 2\gamma_\beta)^2 - (1 - r)^3 (z_\alpha)^{\frac{n}{2}-2} (1 - 2\gamma_\alpha)^2\right] \\ &+ 2 \left\{ (1 - r)^3 (z_\alpha)^{\frac{n}{2}-1} - r^3 (z_\beta)^{\frac{n}{2}-1} \right\} \end{aligned}$$

Since $\frac{1}{2} < \gamma_\beta < \gamma_\alpha$, the term in curly brackets is negative. For the term in square brackets to be negative, we need to show that

$$\frac{r^3}{(1-r)^3} \frac{(z_\beta)^{\frac{n}{2}-2} (1-2\gamma_\beta)^2}{(z_\alpha)^{\frac{n}{2}-2} (1-2\gamma_\alpha)^2} < 1$$

Substituting in Equation (12), we have

$$\left(\frac{z_\alpha}{z_\beta}\right)^{\frac{n}{2}} \frac{1-r}{r} < 1$$

where the required inequality holds because $\frac{1}{2} < \gamma_\beta < \gamma_\alpha$ and $r > \frac{1}{2}$. ■

Proof of Proposition 10:

The proofs of parts (1), (2), and (4) are identical to the proofs of Propositions 1, 4, 2, respectively. It remains to show that: 1) Low partially mixed voting is an equilibrium iff $\bar{m}_{CM} \leq n < \bar{m}_{PM}$. 2) High partially mixed voting is an equilibrium iff $\underline{m}_E \leq n < \bar{m}_{PM}$. 3) If a low, respectively, high partially mixed equilibrium exists, it is unique.

First, the proof of Lemma 5 implies that \bar{m}_{PM} constitutes the upper bound on partially mixed voting. Note that Lemma 10 holds independently of q . Thus, we may apply the same reasoning as in the proof of Proposition 6 to conclude that \bar{m}_{CM} is the lower bound for low partially mixed voting. The argument as to why $V_b|_{\sigma_a=0, \sigma_b=1} < 0$ iff $n > \underline{m}_E$ is unchanged from the low conflict case. Thus, we may conclude that \underline{m}_E is the lower bound for high partially mixed voting. Finally, uniqueness follows from Lemma 13.

Proof of Lemma 12:

The second part of the proposition follows immediately from the law of large numbers and the fact that, for $q < q_1$, $1 - \gamma_\beta^E < \frac{1}{2} < \gamma_\alpha^E$.

To prove the first part of the proposition, note that adding two voters to a voting body of $n - 1$ voters affects the outcome only if, after $n - 1$ votes, either: 1) the correct choice is lagging by one vote and the next two votes are “successes,” or 2) the correct choice is leading

by one vote and the next two votes are “failures.” This implies that

$$\begin{aligned} S(n+1|\alpha) - S(n-1|\alpha) &= \binom{n-1}{\frac{n}{2}-1} (z_\alpha)^{\frac{n}{2}} (2\gamma_\alpha - 1) \text{ and} \\ S(n+1|\beta) - S(n-1|\beta) &= -\binom{n-1}{\frac{n}{2}-1} (z_\beta)^{\frac{n}{2}} (2\gamma_\beta - 1) \end{aligned}$$

Hence,

$$S(n+1) - S(n-1) = \frac{1}{2} \binom{n-1}{\frac{n}{2}-1} \left((z_\alpha)^{\frac{n}{2}} (2\gamma_\alpha - 1) - (z_\beta)^{\frac{n}{2}} (2\gamma_\beta - 1) \right)$$

For n sufficiently large, the sign of this expression is negative iff

$$\left(\frac{z_\alpha^E}{z_\beta^E} \right)^{\frac{n}{2}} < \frac{\gamma_\beta^E - \frac{1}{2}}{\gamma_\alpha^E - \frac{1}{2}}$$

Lemma 9 implies that the LHS is decreasing in n and goes to zero in the limit. The RHS is a positive constant. Thus, for sufficiently large n , $S(n+1)$ is decreasing.

Proof of Proposition 13:

In a completely mixed equilibrium, $S(n+1) = \frac{B(\gamma, \frac{n}{2}+1, \frac{n}{2}+1)}{B(\frac{n}{2}+1, \frac{n}{2}+1)}$, where $\gamma \equiv \gamma_a = 1 - \gamma_\beta$.

The Proposition follows immediately from the following lemma, which shows that, if the probability of being pivotal remains constant as n increases, then accuracy must fall.

Lemma 14 *Let $\frac{1}{2} < \gamma - \delta < \gamma < 1$. If*

$$\frac{\Gamma(n-1)}{\Gamma^2(\frac{n}{2})} (\gamma(1-\gamma))^{\frac{n}{2}-1} = \frac{\Gamma(n+1)}{\Gamma^2(\frac{n}{2}+1)} ((\gamma-\delta)(1-(\gamma-\delta)))^{\frac{n}{2}} \quad (13)$$

Then

$$\frac{B(\gamma, \frac{n}{2}, \frac{n}{2})}{B(\frac{n}{2}, \frac{n}{2})} - \frac{B(\gamma-\delta, \frac{n}{2}+1, \frac{n}{2}+1)}{B(\frac{n}{2}+1, \frac{n}{2}+1)} > 0$$

Proof. Define the gap between γ and $\frac{1}{2}$ to be $g \equiv \gamma - \frac{1}{2}$. Then equation (13) can be rewritten

as

$$\frac{\Gamma(n-1)}{\Gamma^2(\frac{n}{2})} \left(\frac{1}{4}\right)^{\frac{n}{2}-1} (1-4g^2)^{\frac{n}{2}-1} = \frac{\Gamma(n+1)n(n-1)}{\Gamma^2(\frac{n}{2})(\frac{n}{2})^2} \left(\frac{1}{4}\right)^{\frac{n}{2}} (1-4(g-\delta)^2)^{\frac{n}{2}}$$

Simplifying yields the equality

$$\frac{n}{n-1} (1-4g^2)^{\frac{n}{2}-1} = (1-4(g-\delta)^2)^{\frac{n}{2}} \quad (14)$$

Next, note that

$$\frac{1}{B\left(\frac{n}{2}+1, \frac{n}{2}+1\right)} = \frac{2(n+1)}{\frac{n}{2}} \frac{1}{B\left(\frac{n}{2}, \frac{n}{2}\right)}$$

Thus, using the integral representation of the incomplete Beta function, we need only show that

$$\int_0^\gamma (t(1-t))^{\frac{n}{2}-1} dt - \frac{2(n+1)}{\frac{n}{2}} \int_0^{\gamma-\delta} (t(1-t))^{\frac{n}{2}} dt > 0$$

Defining $u = t - \frac{1}{2}$, we may rewrite the LHS as

$$\left(\frac{1}{4}\right)^{\frac{n}{2}-1} \left\{ \int_{-\frac{1}{2}}^g (1-4u^2)^{\frac{n}{2}-1} du - \frac{n+1}{n} \int_{-\frac{1}{2}}^{g-\delta} (1-4u^2)^{\frac{n}{2}} du \right\}$$

Thus, it suffices to show that the term in curly brackets is strictly positive. This term may be rewritten as

$$\begin{aligned} & \int_{-\frac{1}{2}}^{g-\delta} (1-4u^2)^{\frac{n}{2}-1} \left(1 - \frac{n+1}{n} (1-4u^2)\right) du + \int_{g-\delta}^g (1-4u^2)^{\frac{n}{2}-1} du \\ &= \int_{-\frac{1}{2}}^{g-\delta} 4u^2 (1-4u^2)^{\frac{n}{2}-1} du - \frac{1}{n} \int_{-\frac{1}{2}}^{g-\delta} (1-4u^2)^{\frac{n}{2}} du + \int_{g-\delta}^g (1-4u^2)^{\frac{n}{2}-1} du \end{aligned}$$

Now, integrating the first term of this expression by parts, we obtain

$$\begin{aligned} & -\frac{1}{n} (g-\delta) (1-4(g-\delta)^2)^{\frac{n}{2}} + \frac{1}{n} \int_{-\frac{1}{2}}^{g-\delta} (1-4u^2)^{\frac{n}{2}} du \\ & -\frac{1}{n} \int_{-\frac{1}{2}}^{g-\delta} (1-4u^2)^{\frac{n}{2}} du + \int_{g-\delta}^g (1-4u^2)^{\frac{n}{2}-1} du \\ &= -\frac{1}{n} (g-\delta) (1-4(g-\delta)^2)^{\frac{n}{2}} + \int_{g-\delta}^g (1-4u^2)^{\frac{n}{2}-1} du \end{aligned}$$

Recall that, for all u in the support of the second term, $\frac{u}{g} < 1$. Hence,

$$\begin{aligned} & -\frac{1}{n} (g-\delta) (1-4(g-\delta)^2)^{\frac{n}{2}} + \int_{g-\delta}^g (1-4u^2)^{\frac{n}{2}-1} du \\ &> -\frac{1}{n} (g-\delta) (1-4(g-\delta)^2)^{\frac{n}{2}} + \frac{1}{g} \int_{g-\delta}^g u (1-4u^2)^{\frac{n}{2}-1} du \\ &= -\frac{1}{n} (g-\delta) (1-4(g-\delta)^2)^{\frac{n}{2}} - \frac{1}{g} \frac{1}{4n} (1-4g^2)^{\frac{n}{2}} + \frac{1}{g} \frac{1}{4n} (1-4(g-\delta)^2)^{\frac{n}{2}} \quad (15) \end{aligned}$$

Using equation (14) to substitute for $(1 - 4(g - \delta)^2)^{\frac{n}{2}}$, equation (15) reduces to

$$\begin{aligned} & -\frac{1}{n}(g - \delta) \frac{n}{n-1} (1 - 4g^2)^{\frac{n}{2}-1} - \frac{1}{g} \frac{1}{4n} (1 - 4g^2)^{\frac{n}{2}} + \frac{1}{g} \frac{1}{4n} \frac{n}{n-1} (1 - 4g^2)^{\frac{n}{2}-1} \\ & = \frac{1}{g} (1 - 4g^2)^{\frac{n}{2}-1} \left[-(g - \delta) g \frac{1}{n-1} - \frac{1}{4n} (1 - 4g^2) + \frac{1}{4} \frac{1}{n-1} \right] \end{aligned}$$

It suffices to show that the term in square brackets is positive. Rewriting this expression, we have

$$\frac{1}{4} \left(\left(\frac{1}{n-1} - \frac{1}{n} \right) (1 - 4g^2) + \frac{1}{n-1} 4g\delta \right)$$

which is strictly positive since $1 - 4g^2 > 0$ and $\delta > 0$. ■

Proof of Proposition 14:

To prove the proposition, the following lemma is useful. Denote by $S(\gamma_\alpha, \gamma_\beta)$ the accuracy of a fixed size voting body when the probability of a vote for A in state α is equal to γ_α , while the probability of a vote for A in state β is equal to γ_β .

Lemma 15 *Fix $\gamma_\alpha \geq \gamma_\beta$ and let $0 \leq \delta < 1 - \gamma_\alpha$.*

If $(\gamma_\alpha + \delta)(1 - (\gamma_\alpha + \delta)) < (1 - (\gamma_\beta + \delta))(\gamma_\beta + \delta)$, then $\frac{d}{d\delta} S(\gamma_\alpha + \delta, \gamma_\beta + \delta) < 0$

Proof. Using the Beta function representation of accuracy, we have

$$\frac{d}{d\delta} S(\gamma_\alpha + \delta, \gamma_\beta + \delta) = \frac{1}{2} \frac{((\gamma_\alpha + \delta)(1 - (\gamma_\alpha + \delta)))^{\frac{n}{2}} - ((1 - (\gamma_\beta + \delta))(\gamma_\beta + \delta))^{\frac{n}{2}}}{\int_0^1 (t(1-t))^{\frac{n}{2}} dt}$$

which is strictly negative, since $(\gamma_\alpha + \delta)(1 - (\gamma_\alpha + \delta)) < (1 - (\gamma_\beta + \delta))(\gamma_\beta + \delta)$. ■

1) $\mathbf{S}_{HPM} > \mathbf{S}_E$: Note that $\gamma_\alpha^{HPM} < \gamma_\alpha^E$, while $\gamma_\beta^{HPM} < \gamma_\beta^E$. Next, note that

$$\begin{aligned} \gamma_\alpha^E - \gamma_\alpha^{HPM} &= (1-r)(1-q)\rho(1-\sigma_b) \\ &< r(1-q)\rho(1-\sigma_b) = \gamma_\beta^E - \gamma_\beta^{HPM} \end{aligned}$$

Lemma 9 implies that, for all $0 < \delta < 1 - \gamma_\alpha^{HPM}$, $(\gamma_\alpha^{HPM} + \delta)(1 - (\gamma_\alpha^{HPM} + \delta)) < (1 - (\gamma_\beta^{HPM} + \delta))(\gamma_\beta^{HPM} + \delta)$. Now define $\Delta = \gamma_\alpha^E - \gamma_\alpha^{HPM} > 0$. Lemma 15 implies that

$$S_{HPM} = S(\gamma_\alpha^{HPM}, \gamma_\beta^{HPM}) > S(\gamma_\alpha^{HPM} + \Delta, \gamma_\beta^{HPM} + \Delta) > S^E$$

2) $\mathbf{S}_I > \mathbf{S}_{HPM}$: Note that $\gamma_\alpha^I < \gamma_\alpha^{HPM}$, while $\gamma_\beta^I < \gamma_\beta^{HPM}$. Next, note that

$$\begin{aligned}\gamma_\alpha^{HPM} - \gamma_\alpha^I &= (1-q)((1-r)\rho\sigma_b - r(1-\rho)) \\ &< (1-q)(r\rho\sigma_b - (1-r)(1-\rho)) = \gamma_\beta^{HPM} - \gamma_\beta^I\end{aligned}$$

Because $\gamma_\alpha^I(1-\gamma_\alpha^I) = \gamma_\beta^I(1-\gamma_\beta^I)$, we have $(\gamma_\alpha^I + \delta)(1 - (\gamma_\alpha^I + \delta)) < (1 - (\gamma_\beta^I + \delta))(\gamma_\beta^I + \delta)$, for all $\delta \leq 1 - \gamma_\alpha^{HPM}$. The remainder of the proof is analogous to 1).

3) $\mathbf{S}_{CM} > \mathbf{S}_{HPM}$: Since $\sigma_a^{CM} = 1 - \frac{\rho}{1-\rho}\sigma_b^{CM}$ and $\sigma_b^{CM} < \frac{1-\rho}{\rho} < \sigma_b^{HPM}$, we have $\gamma_\beta^{CM} < \gamma_\beta^{HPM}$. If $\gamma_\alpha^{CM} > \gamma_\alpha^{HPM}$, then accuracy deteriorates in both states and, hence, $S_{CM} > S_{HPM}$.

Else, note that

$$\begin{aligned}\gamma_\alpha^{HPM} - \gamma_\alpha^{CM} - (\gamma_\beta^{HPM} - \gamma_\beta^{CM}) &= (1-q)(2r-1)(2\rho\sigma_b^{CM} - \rho\sigma_b^{HPM} - (1-\rho)) \\ &< (1-q)(2r-1)(2(1-\rho) - 2(1-\rho)) = 0\end{aligned}$$

Finally, since $\gamma_\alpha^{CM}(1-\gamma_\alpha^{CM}) = \gamma_\beta^{CM}(1-\gamma_\beta^{CM})$, using arguments analogous to those in 2), $S_{CM} > S_{HPM}$.

4) $\mathbf{S}_{LPM} > \mathbf{S}_{HPM}$: Note that $\gamma_\alpha^{LPM} < \gamma_\alpha^{HPM}$, while $\gamma_\beta^{LPM} < \gamma_\beta^{HPM}$. Next, note that

$$\begin{aligned}\gamma_\alpha^{HPM} - \gamma_\alpha^{LPM} &= (1-r)(1-q)\rho(\sigma_{b,HPM} - \sigma_{b,LPM}) \\ &< r(1-q)\rho(\sigma_{b,HPM} - \sigma_{b,LPM}) = \gamma_\beta^{HPM} - \gamma_\beta^{LPM}\end{aligned}$$

The remainder of the proof is analogous to 1).

References

- [1] Austen-Smith, David, and Jeffrey S. Banks. 1996. Information Aggregation, Rationality, and the Condorcet Jury Theorem. *The American Political Science Review* 90: 34-45.
- [2] Bhattacharya, Sourav. 2008. Preference Monotonicity and Information Aggregation in Elections, Working Paper, Department of Economics, University of Pittsburgh.

- [3] Brennan, Geoffrey and Buchanan, James. 1984. Voter Choice: Evaluating Political Alternatives. *American Behavioral Scientist* 28: 185–201.
- [4] Brennan, Geoffrey and Loren Lomasky. 1993. *Democracy and Decision: The Pure Theory of Electoral Preference*. Cambridge: Cambridge University Press.
- [5] Callander, Steven. 2008. Majority Rule When Voters Like to Win. *Games and Economic Behavior* 64: 393-420.
- [6] Coate, Stephen, Michael Conlin, and Andrea Moro. 2008. The Performance of Pivotal-voter Models in Small-scale Elections: Evidence from Texas Liquor Referenda. *Journal of Public Economics* 92: 582-596.
- [7] Coate, Stephen, and Michael Conlin. 2004. A Group Rule: Utilitarian Approach to Voter Turnout: Theory and Evidence. *American Economic Review* 94: 1476-1504.
- [8] Condorcet, Marquis de. [1785] 1976. Essay on the Application of Mathematics to the Theory of Decision-Making. Reprinted in *Condorcet: Selected Writings*, Keith Michael Baker, ed., 33-70. Indianapolis: Bobbs-Marrill Co.
- [9] Coughlan, Peter. 2000. In Defense of Unanimous Jury Verdicts: Mistrials, Communication, and Strategic Voting. *The American Political Science Review* 94: 375-393.
- [10] Downs, Anthony. 1957. *An Economic Theory of Democracy*. New York: Harper and Row.
- [11] Feddersen, Timothy, and Wolfgang Pesendorfer. 1998. Convicting the Innocent: The Inferiority of Unanimous Jury Verdicts under Strategic Voting. *The American Political Science Review* 92: 23-35.
- [12] Feddersen, Timothy, and Wolfgang Pesendorfer. 1997. Voting Behavior and Information Aggregation in Elections with Private Information. *Econometrica* 65: 1029-1058.

- [13] Feddersen, Timothy, and Alvaro Sandroni. 2006. A Theory of Participation in Elections. *American Economic Review* 96: 1271-1282.
- [14] Fey, Mark. 2003. A Note on the Condorcet Jury Theorem with Supermajority Voting Rules. *Social Choice and Welfare* 20: 27-32.
- [15] Fiorina, Morris P. 1976. The Voting Decision: Instrumental and Expressive Aspects. *The Journal of Politics* 38: 390-413.
- [16] Goeree, Jacob K. and Leeat Yariv. 2009. An Experimental Study of Jury Deliberation. Available at SSRN: <http://ssrn.com/abstract=1476567>.
- [17] Hamilton, Alexander, James Madison, and John Jay. [1787, 1788] 2008 . *The Federalist Papers*. New York: Oxford University Press.
- [18] Karotkin, Drora, and Jacob Paroush. 2003. Optimum Committee Size: Quality-Versus-Quantity Dilemma. *Social Choice and Welfare* 20: 429-441.
- [19] Kirchgaessner, Gebhard, and Werner Pommerehne. 1993. Low-cost Decisions as a Challenge to Public Choice, *Public Choice* 77: 107-115.
- [20] Kliemt, Hartmut. 1986. The Veil of Insignificance. *European Journal of Political Economy* 2: 333-344.
- [21] McLennan, Andrew. 1998. Consequences of the Condorcet Jury Theorem for Beneficial Information Aggregation by Rational Agents. *The American Political Science Review* 92: 413-18.
- [22] Myerson, Roger B. 1998. Extended Poisson Games and the Condorcet Jury Theorem. *Games and Economic Behavior* 25: 111-131.
- [23] Persico, Nicola. 2004. Committee Design with Endogenous Information. *Review of Economic Studies* 71: 165-191.

- [24] Press, W. H., S. A. Teukolsky, W. T. Vetterling, and B. P. Flannery. 1992. *Numerical Recipes*. 2nd edition. New York: Cambridge University Press.
- [25] Razin, Ronny. 2003. Signaling and Electing Motivations in a Voting Model with Common Values and Responsive Candidates. *Econometrica* 71: 1083-1120.
- [26] Riker, William and Peter Ordeshook. 1968. A Theory of the Calculus of Voting. *American Political Science Review* 62: 25-42.
- [27] Strahan, Randall. 2003. Personal Motives, Constitutional Forms, and the Public Good: Madison on Political Leadership. In Samuel Kernell, ed., *James Madison: The Theory and Politics of Republican Government*. Palo Alto, CA: Stanford University Press.