



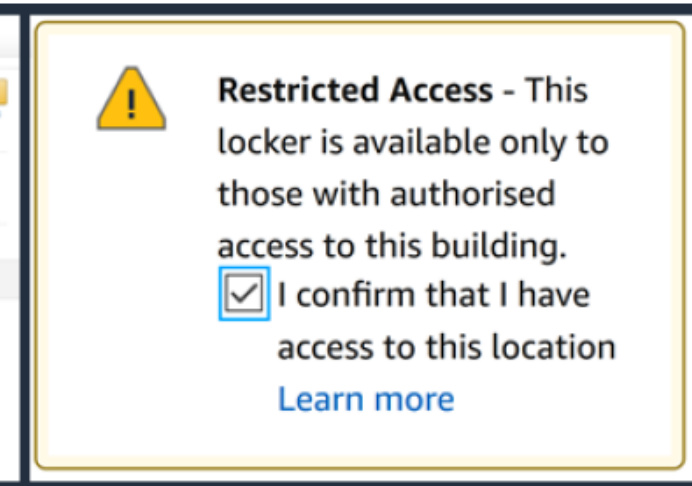
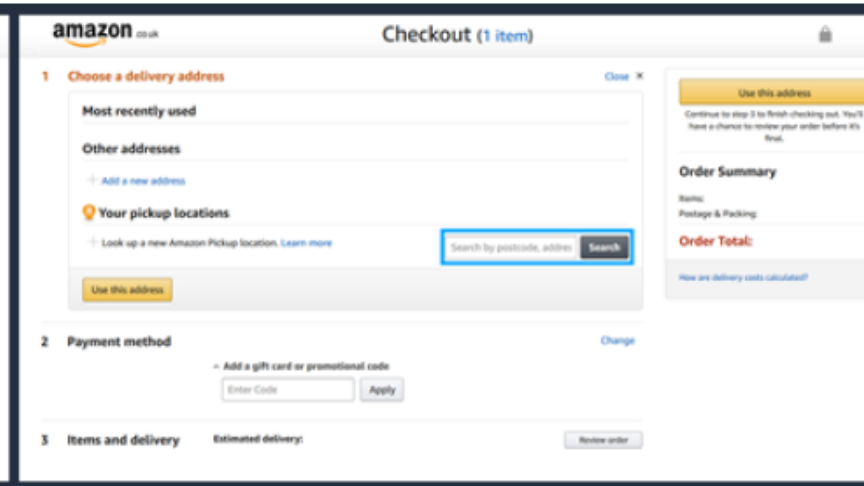
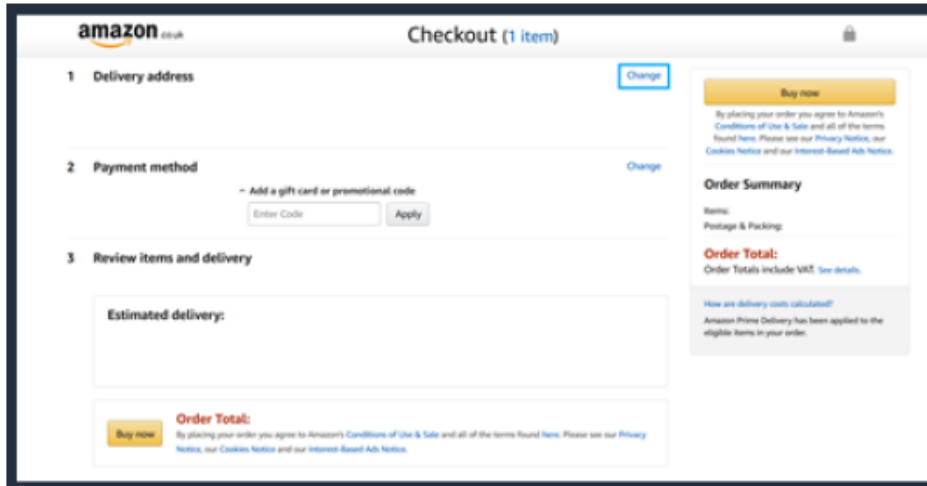
Amazon Locker

How to guide

amazon hub

Click and Collect - Lockers

How to select an Amazon Locker as your delivery address



On the checkout page select to change the delivery address

On the "Your pickup locations" search for the desired postcode

If the locker is restricted you need to confirm that you have access to the location by pressing the checkbox and then press on the "Deliver to this address" button

Amazon Hub: Parcel collection

1- Go to your Amazon Locker Location



2- Find the unique pickup code/barcode provided either via e-mail or text



3- Scan the barcode or enter the unique pickup code on the Amazon Locker touch screen



4- The slot with your package inside will automatically open



Thank you!

amazon hub