



Centre for Risk & Insurance Studies
enhancing the understanding of risk and insurance



Nottingham University
Business School

OPTIONS ON NORMAL UNDERLYINGS

Paul Dawson, David Blake, Andrew J G Cairns, Kevin Dowd

OPTIONS ON NORMAL UNDERLYINGS

Abstract

The seminal option pricing work of Black and Scholes [1973] and Merton [1973] was predicated on the price of the underlying asset being lognormally distributed. Ever since it became clear that a geometric Brownian motion process provides a more plausible model of asset prices than its arithmetic equivalent, it has been assumed that an option pricing model for a normally distributed underlying asset was redundant. Nevertheless, 34 years after Black and Scholes [1973] and Merton [1973], we identify a contemporary need for such a model: namely when we wish to price an option on a survivor swap. In this case, an option-pricing model based on a normal underlying is not some flawed relative of Black-Scholes, as it is usually considered to be, but is instead the key to pricing this type of swaption correctly – and hence, a very useful tool in the rapidly emerging universe of mortality derivatives. Accordingly, this paper derives the call and put valuation models for options on normal underlying assets, and derives their Greeks. It then shows how this option pricing model can be used to price swaptions on survivor swaps.

Paul Dawson
David Blake
Andrew J G Cairns
Kevin Dowd

This version: 19 November 2007

PRELIMINARY VERSION – COMMENTS WELCOME. NOT TO BE QUOTED
WITHOUT PERMISSION FROM AUTHORS

Corresponding author: Paul Dawson, Kent State University, e-mail: pdawson1@kent.edu

OPTIONS ON NORMAL UNDERLYINGS

I. Introduction

The seminal option pricing work of Black and Scholes [1973] and Merton [1973] was predicated on the assumption that the geometric (or continuously compounded) returns of the asset under option are normally distributed, or equivalently, that prices of that asset are lognormally distributed. Subsequent research (*e.g.* Cox and Ross [1976]) has considered other distributions and, especially since Rubinstein [1994], research has analyzed the distributions implied in market prices of options across a range of strike prices.

One case which has not been given much attention is that in which the price of an asset, rather than its returns, is normally distributed. This case was famously considered by Bachelier's model of arithmetic Brownian motion (Bachelier [1900]). However, such a distribution would allow the underlying asset price to become negative, and this uncomfortable implication can be avoided by using a geometric Brownian motion (GBM) instead. Consequently, the Bachelier model came to be regarded as an instructive dead end. The lack of interest in an option-pricing model with a normally distributed underlying was therefore hardly surprising.

Nonetheless, we suggest here that it is premature to conclude that an option pricing model with a normal underlying is of no use. An example of such a requirement arises from some recent work on survivor derivatives. Dowd, Blake, Cairns and Dawson [2006] identify a premium, π , in the pricing of survivor swaps, which must be permitted to become negative. Dawson, Blake, Cairns and Dowd [2007] then go on to establish that π is the essential stochastic variable in the pricing of survivor swaptions, and further show that the distribution

of π is approximately normal. Thus, pricing a survivor swaption requires an option pricing model with a normal underlying.

The principal purpose of the present paper is to provide such a model. Accordingly, section 2 derives the formulae for the call and put options for a European option with a normal underlying and presents their Greeks. Section 3 discusses how the model can be applied to price swaptions on survivor swaps. Section 4 tests the model and section 5 concludes. The derivation of the Greeks is presented in the appendix.

2. Model Derivation

For the remainder of the paper, we consider an asset with forward price F , with $-\infty \leq F \leq \infty$. We do not consider the case of an option on a normally distributed spot price, as this is an obvious special case of an option on a forward price. We denote the value of European call and put options by c and p respectively. The strike price and maturity of the options are denoted by X and τ respectively. The annual risk-free interest rate is denoted by r and the annual volatility rate (or the annual standard deviation of the price of the asset) is denoted by σ .

We first establish the put-call parity condition. The put-call parity condition for the options under consideration in the present paper is the same as that applicable in Black [1976] for options on forward contracts with lognormally distributed prices, *i.e.*

$$p = c - e^{-r\tau} (F - X) \quad (1)$$

Proof of this condition follows the same reasoning as Stoll [1969]. Consider an investor who holds a call option in tandem with a short position in an otherwise identical put. At maturity, either the investor will choose to exercise the call option or the put option will be exercised against him/her. Either way, the investor will acquire the forward contract at the strike price,

X . The investor has thus replicated a forward contract at a price of X . A zero value forward contract has a price of F . The forward value of the portfolio of long call and short put is thus $F - X$. Its present value is then $e^{-r\tau}(F - X)$ and it follows that

$$c - p = e^{-r\tau} (F - X) \quad (2)$$

$$\therefore p = c - e^{-r\tau} (F - X) \quad (3) \quad \text{QED}$$

The Black-Scholes-Merton dynamic hedging strategy can be implemented if there is assumed to be a liquid market in the underlying asset. In such circumstances, a risk-free portfolio of asset and option can be constructed and the value of an option is simply the present value of its expected payoff. The values of call and put options can then be presented as

$$c = e^{-r\tau} \times P(F_\tau > X) \times (E(F_\tau | F_\tau > X) - X) \quad (4)$$

$$p = e^{-r\tau} \times P(F_\tau < X) \times (X - E(F_\tau | F_\tau < X)) \quad (5)$$

in which F_τ represents the forward price at option expiry, and $F_\tau \sim N(F, \sigma^2 \tau)$.

If $N(z)$ is the standard normal cumulative density function of z , with $z \sim N(0, 1)$, the corresponding probability density function, $N'(z)$, is:

$$N'(z) = \frac{1}{\sqrt{2\pi}} e^{-\frac{z^2}{2}} \quad (6)$$

and it follows that

$$P(F_\tau > X) = \int_X^\infty \frac{1}{\sqrt{2\pi}} e^{-\frac{(X-F)^2}{2\sigma^2\tau}} dF \quad (7)$$

$$= 1 - \int_{-\infty}^X \frac{1}{\sqrt{2\pi}} e^{-\frac{(X-F)^2}{2\sigma^2\tau}} dF \quad (8)$$

Defining $d = \frac{F - X}{\sigma\sqrt{t}}$ then gives:

$$P(F > X) = 1 - N\left(\frac{X - F}{\sigma\sqrt{\tau}}\right) \quad (9)$$

$$= N\left(\frac{F - X}{\sigma\sqrt{\tau}}\right) \quad (10)$$

$$= N(d) \quad (11)$$

We next consider the conditional expected value of F_τ i.e. the expected value of F at expiry given that the call option has expired in the money:

$$E(F_\tau | F_\tau > X) = \frac{\int_X^\infty \frac{F_\tau}{\sqrt{2\pi}} e^{-\frac{(X-F)^2}{2\sigma^2\tau}} dF}{\int_X^\infty \frac{1}{\sqrt{2\pi}} e^{-\frac{(X-F)^2}{2\sigma^2\tau}} dF} \quad (12)$$

A well-known result from expected shortfall theory – see, e.g. Dowd [2005, pp. 154] – shows that:

$$\frac{\int_X^\infty \frac{F_\tau}{\sqrt{2\pi}} e^{-\frac{(X-F)^2}{2\sigma^2\tau}} dF}{\int_X^\infty \frac{1}{\sqrt{2\pi}} e^{-\frac{(X-F)^2}{2\sigma^2\tau}} dF} = F + \sigma\sqrt{\tau} \frac{N'\left(\frac{X-F}{\sigma\sqrt{\tau}}\right)}{1 - N\left(\frac{X-F}{\sigma\sqrt{\tau}}\right)} \quad (13)$$

$$= F + \sigma\sqrt{\tau} \frac{N'(-d)}{1 - N(-d)} \quad (14)$$

$$= F + \sigma\sqrt{\tau} \frac{N'(d)}{N(d)} \quad (15)$$

Substituting (11) and (15) into (4) gives:

$$c = e^{-r\tau} \times N(d) \times \left(F + \sigma\sqrt{\tau} \frac{N'(d)}{N(d)} - X \right) \quad (16)$$

and so gives us the call option pricing formula we are seeking in (17) below.

$$c = e^{-r\tau} \left((F - X)N(d) + \sigma\sqrt{\tau}N'(d) \right) \quad (17)$$

Substituting (17) into (3) then gives

$$p = e^{-\tau} \left((F - X)N(d) + \sigma\sqrt{\tau}N'(d) \right) - F + Xe^{-\tau} \quad (18)$$

$$= e^{-\tau} \left((F - X)(N(d) - 1) + \sigma\sqrt{\tau}N'(d) \right) \quad (19)$$

$$= e^{-\tau} \left((X - F)(1 - N(d)) + \sigma\sqrt{\tau}N'(d) \right) \quad (20)$$

Thus, the corresponding put option formula is given by (21) below.

$$p = e^{-\tau} \left((X - F)N(-d) + \sigma\sqrt{\tau}N'(d) \right) \quad (21)$$

Table 1 presents the Greeks. Their derivation can be found in the appendix.

Insert Table 1 about here

3. A practical application

As noted earlier, a practical illustration of the usefulness of this option pricing model can be found in the pricing of survivor swaptions or options on survivor swaps. Dowd *et al.* [2006] propose a survivor swap contract in which the receive-fixed party commits to making a payment stream based on the actual survivorship rate of a specified cohort and receives in return a fixed payment stream, based on the expected survivorship rate of that cohort expected at the time of the swap contract formation multiplied by $(1 + \pi)$. The term π is a risk premium reflecting the potential errors in the expectation and π can be positive or negative, depending on whether greater longevity ($\pi > 0$) or lesser longevity ($\pi < 0$) is perceived to be the greater risk. It can also be zero, when the risks of greater longevity and lesser longevity exactly balance. Typically, however, we would expect π to be in the region close to zero, and in this region, and Dawson *et al.* [2007] go on to show that the distribution of π is approximately normal when underlying aggregate mortality shocks obey the beta process set out in Dowd *et al.* [2006, pp. 5-7]. They then propose a European survivor swaption contract, in which the option holder has the right, but not the obligation, to enter into a survivor swap contract on pre-specified terms at some time in the future. These options can take one of two forms: a payer swaption, equivalent to

our earlier call, in which the holder has the right but not the obligation to enter into a pay-fixed swap at the specified future time; and a receiver swaption, equivalent to our earlier put, in which the holder has the right but not the obligation to enter into a receive-fixed swap at the specified future time.

In order to price the swaption using the usual dynamic hedging strategies assumed for pricing purposes, we are also implicitly assuming that there is a liquid market in the underlying asset, the forward survivor swap. Naturally, we recognize that this assumption is not yet empirically valid, but we would defend it as a natural starting point, not least since survivor swaptions cannot exist without survivor swaps.

We now consider an example calibrated on swaptions that mature in 5 years' time and are based on a cohort of US males who will be 70 when the swaptions mature. The strike price of the swaption is a specified value of π and for this example, we shall use an at-the-money forward option, i.e. X is set at the prevailing level of π for the forward contract used to hedge the swaption. Setting the option at the money forward means that the payer swaption premium and the receiver swaption premium are identical at all times.

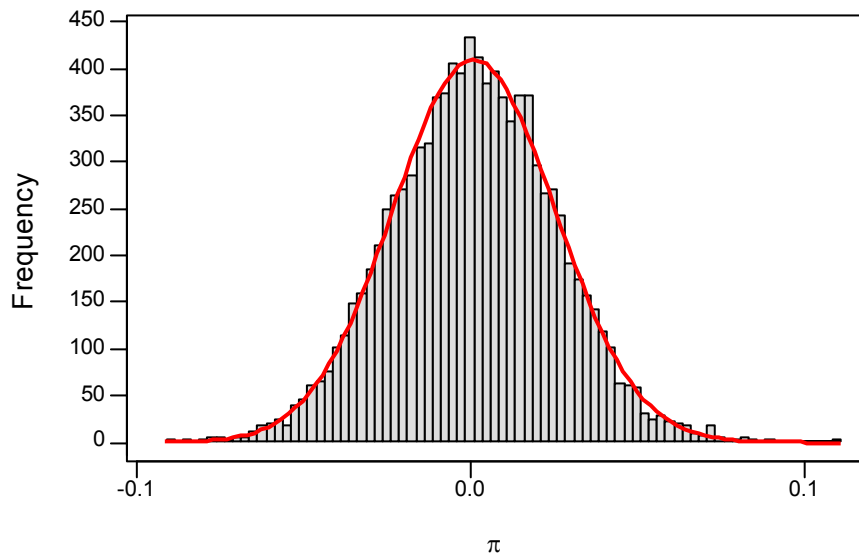
Using the same mortality table as Dowd *et al.* [2006], and assuming, as they did, longevity shocks, ε_i , drawn from a beta distribution¹ with parameters 1000 and 1000 and a yield curve flat at 6%, Monte Carlo analysis with 10,000 trials shows the distribution of π for the forward swap to have the following values:

Mean	0.001156
Annual variance	0.000119
Skewness	0.008458
Kurtosis	3.029241

¹ See Dowd *et al* [2006] for the significance of the longevity shocks, ε_i , and the beta distribution..

The distribution is shown in Figure 1 below.

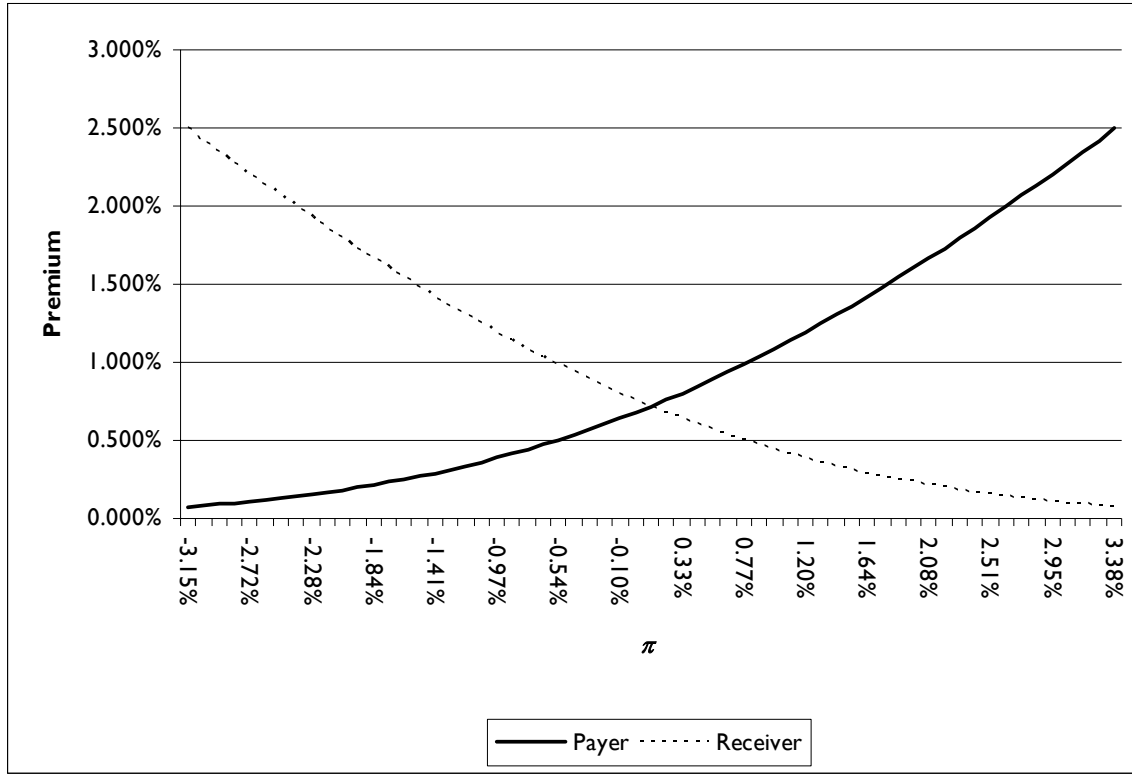
Figure 1 – Distribution of the values of the π for a 45 year survivor swap starting in 5 years' time, from a Monte Carlo simulation of 10,000 trials with ε_i values drawn from a beta distribution with parameters (1000, 1000). A normal distribution plot is superimposed.



A Jarque-Bera test on these data gives a value of 0.476. Given that the test statistic has a χ^2 distribution with 2 degrees of freedom, this test result is consistent with a normal distribution.

Figure 2 below shows the options premia for both payer and receiver swaptions across π values spanning ± 3 standard deviations from the mean. The gamma, or convexity, familiar in more conventional option pricing models is also seen here.

Figure 2 – Premia for the specified survivor swaptions



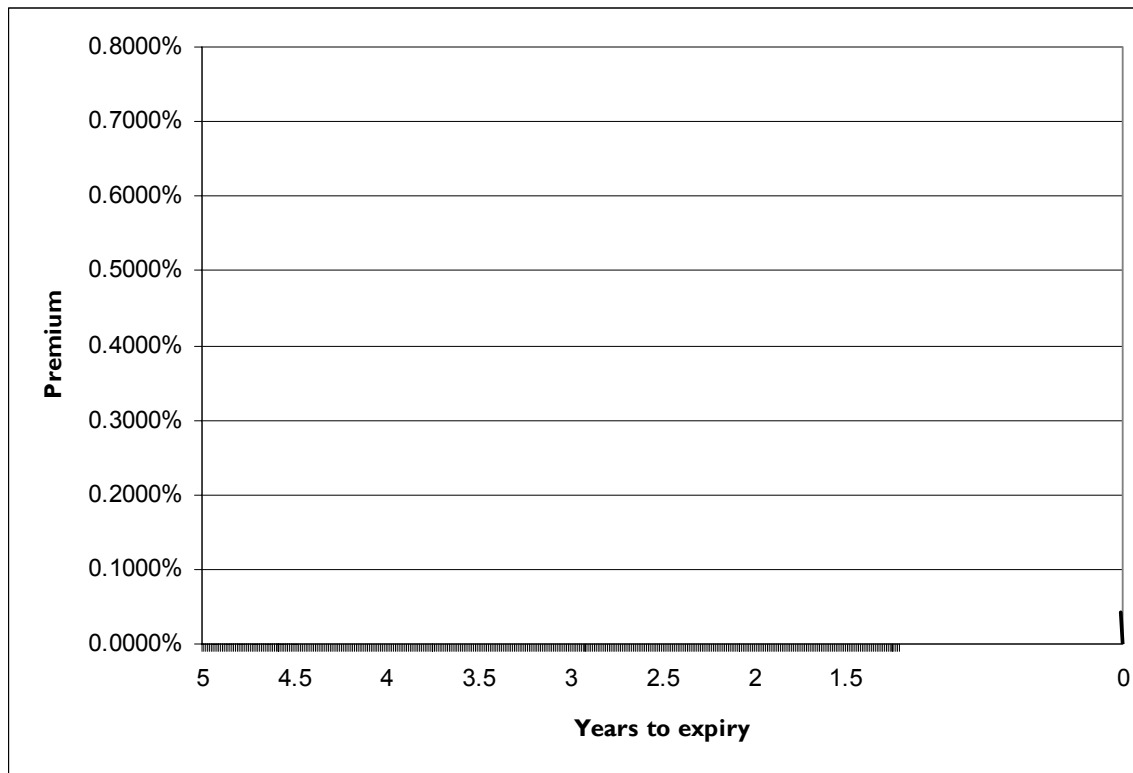
As with conventional interest rate swaptions, the premia are expressed in percentage terms. However, whereas with interest rate swaptions, the premia are converted into currency amounts by multiplying by the notional principal, with survivor swaptions, the currency amount is determined by multiplying the percentage premium by $N \sum_{t=1}^{50} A_{\text{expiry},t} P_t S(t)$ in which N is the cohort size, $A_{\text{expiry},t}$ is the discount factor applying from option expiry until time t , P_t is the payment per survivor due at time t , $S(t)$ is the proportion of the original cohort expected to survive until time t , such expectation being observed at the time of the option contract, and

where all members of the cohort are assumed to be dead after 50 years.² $N \sum_{t=1}^{50} A_{\text{expiry},t} P_t S(t)$ is

known with certainty at the time of option pricing.

Figure 3 below shows the changing value of these at the money forward payer and receiver swaptions as time passes. The rapid price decay as expiry approaches, again familiar in more conventional options, is also seen here.

Figure 3 – Options premia against time



² This approach is equivalent to that used in the pricing of an amortizing interest rate swap, in which the notional principal is reduced by pre-specified amounts over the life of the swap contract.

4. Testing the model

The derivation of the model is predicated on the assumption that implementation of a dynamic hedging strategy will eliminate the risk of holding long or short positions in such options. We test the effectiveness of this strategy by simulating the returns to dealers with (separate) short³ positions in payer and receiver swaptions, and who undertake daily reheding over the 5 year (1,250 trading days) life of the swaptions. We use Monte Carlo simulation to model the evolution of the underlying forward swap price, assuming a normal distribution. We assume a dealer starting off with zero cash and borrowing or depositing at the risk-free rate in response to the cashflows generated by the dynamic hedging strategy. As Merton [1973, p165] states, “Since the portfolio requires zero investment, it must be that to avoid “arbitrage” profits, the expected (and realized) return on the portfolio with this strategy is zero.” Merton’s model was predicated on reheding in continuous time, which would lead to expected and realized returns being identical. In practice, traders are forced to use discrete time reheding, which is modeled here. One consequence of this is that on any individual simulation, the realized return may differ from zero, but that over a large number of simulations, the expected return will be zero. This is actually a joint test of three conditions:

- i. The option pricing model is correctly specified – equations (17) and (21) above ,
- ii. The hedging strategy is correctly formulated – equations (A1) and (A2) below, and
- iii. The realized volatility of the underlying asset price matches the volatility implied in the price of the option trade. We can isolate this condition by forecasting results when this condition does not hold and comparing observation with forecast. The dealer who has sold an option at too low an implied volatility will expect a loss, whereas the dealer sells

³ The returns to long positions will be the negative of returns to short positions.

at too high an implied volatility can expect a profit. This expected profit or loss of the dealer's portfolio, $E[V_p]$, at option expiry is:

$$E[V_p] = e^{r\tau} \frac{\partial c}{\partial \sigma_{\text{implied}}} (\sigma_{\text{implied}} - \sigma_{\text{actual}}) \quad (25)$$

$$= \sqrt{\tau} N'(d) (\sigma_{\text{implied}} - \sigma_{\text{actual}}) \quad (26)$$

in which σ_{implied} and σ_{actual} represent, respectively the volatilities implied in the option price and actually realized over the life of the option.

We have conducted simulations across a wide set of scenarios, using different values of π , σ_{implied} and σ_{actual} and different degrees of moneyness. In all cases, we ran 250,000 trials and in all cases, the results were as forecast. By way of example⁴, we illustrate in Table 2 the results of the trials of the option illustrated in Figures 1 and 2. The t -statistics relate to the differences between the observed and the forecast mean outcomes.

Insert Table 2 about here

The reader will note that the differences between the observed and expected means are very low and statistically very insignificant. This reinforces our assertion that the model provides accurate swaption prices.

5. Conclusion

Ever since it became clear that a GBM process provides a more plausible model of asset prices than an arithmetic Brownian motion process, it has been taken for granted that there was no

⁴ Results of the full range of Monte Carlo simulations are available on request from the corresponding author.

point developing an option pricing model for a normally distributed underlying. Nevertheless, 34 years after Black and Scholes [1973] and Merton [1973], we suggest that there are possible circumstances in which we might need such a model, and a contemporary example is when we wish to price a swaption on a survivor swap. In this case, an option-pricing model based on a normal underlying is not some flawed relative of Black Scholes, as it is usually considered to be, but is instead the key to correctly pricing this type of swaption – and hence, a very useful tool in the rapidly emerging universe of mortality derivatives.

Appendix – Derivation of the Greeks

Delta (Δ_c , Δ_p)

The option's deltas follow immediately from (17) and (21) :

$$\Delta_c = \frac{\partial c}{\partial F} = e^{-r\tau} N(d) \quad (\text{A1})$$

$$\Delta_p = \frac{\partial p}{\partial F} = -e^{-r\tau} N(-d) \quad (\text{A2})$$

Gamma(Γ_c , Γ_p)

$$\Gamma_c = \frac{\partial^2 c}{\partial F^2} = \frac{\partial \Delta_c}{\partial F} = \frac{\partial e^{-r\tau} N(d)}{\partial F} \quad (\text{A3})$$

$$= e^{-r\tau} \frac{\partial d}{\partial F} \times \frac{\partial N(d)}{\partial d} \quad (\text{A4})$$

$$= \frac{e^{-r\tau}}{\sigma\sqrt{\tau}} N'(d) \quad (\text{A5})$$

$$\Gamma_p = \frac{\partial^2 p}{\partial F^2} = \frac{\partial \Delta_p}{\partial F} = -\frac{\partial e^{-r\tau} N(-d)}{\partial F} \quad (\text{A6})$$

$$= -e^{-r\tau} \frac{\partial(-d)}{\partial F} \times \frac{\partial N(-d)}{\partial d} \quad (\text{A7})$$

$$= \frac{e^{-r\tau}}{\sigma\sqrt{\tau}} N'(-d) \quad (\text{A8})$$

$$= \frac{e^{-r\tau}}{\sigma\sqrt{\tau}} N'(d) \quad (\text{A9})$$

Rho (P_c , P_p)

$$P_c = \frac{\partial c}{\partial r} = -\tau c \quad (\text{A10})$$

$$P_p = \frac{\partial p}{\partial r} = -\tau p \quad (\text{A11})$$

Theta (Θ_c, Θ_p)

$$\frac{\partial c}{\partial \tau} = \frac{\partial}{\partial \tau} e^{-r\tau} \left[(F - X)N(d) + \sigma\sqrt{\tau}N'(d) \right] \quad (\text{A12})$$

By the product rule

$$\frac{\partial c}{\partial \tau} = \left[(F - X)N(d) + \sigma\sqrt{\tau}N'(d) \right] \frac{\partial}{\partial \tau} e^{-r\tau} + e^{-r\tau} \frac{\partial}{\partial \tau} \left[(F - X)N(d) + \sigma\sqrt{\tau}N'(d) \right] \quad (\text{A13})$$

$$\text{Let } A = \left[(F - X)N(d) + \sigma\sqrt{\tau}N'(d) \right] \frac{\partial}{\partial \tau} e^{-r\tau} \quad (\text{A14})$$

$$\text{Let } B = e^{-r\tau} \frac{\partial}{\partial \tau} \left[(F - X)N(d) + \sigma\sqrt{\tau}N'(d) \right] \quad (\text{A15})$$

$$\therefore \frac{\partial c}{\partial \tau} = A + B \quad (\text{A16})$$

$$A = \left[(F - X)N(d) + \sigma\sqrt{\tau}N'(d) \right] \frac{\partial}{\partial \tau} e^{-r\tau} = -re^{-r\tau} \left[(F - X)N(d) + \sigma\sqrt{\tau}N'(d) \right] \quad (\text{A17})$$

$$= -rc \quad (\text{A18})$$

$$\therefore \frac{\partial c}{\partial \tau} = -rc + B \quad (\text{A19})$$

Applying the sum rule

$$B = e^{-r\tau} \frac{\partial}{\partial \tau} \left[(F - X)N(d) + \sigma\sqrt{\tau}N'(d) \right] = e^{-r\tau} (F - X) \frac{\partial}{\partial \tau} N(d) + e^{-r\tau} \frac{\partial}{\partial \tau} \sigma\sqrt{\tau}N'(d) \quad (\text{A20})$$

$$\text{Let } C = e^{-r\tau} (F - X) \frac{\partial}{\partial \tau} N(d) \quad (\text{A21})$$

$$\text{Let } D = e^{-r\tau} \frac{\partial}{\partial \tau} \sigma\sqrt{\tau}N'(d) \quad (\text{A22})$$

$$\therefore \frac{\partial c}{\partial \tau} = -rc + C + D \quad (\text{A23})$$

The chain rule then implies

$$C = e^{-r\tau} (F - X) \frac{\partial}{\partial \tau} N(d) = e^{-r\tau} (F - X) \frac{\partial}{\partial d} N(d) \frac{\partial d}{\partial \tau} \quad (\text{A24})$$

$$= -\frac{e^{-r\tau} d(F - X)N'(d)}{2\tau} \quad (\text{A25})$$

$$\therefore \frac{\partial c}{\partial \tau} = -rc - \frac{e^{-r\tau} d(F - X)N'(d)}{2\tau} + D \quad (\text{A26})$$

By the product rule

$$D=e^{-r\tau} \frac{\partial}{\partial \tau} \sigma \sqrt{\tau} N'(d) = e^{-r\tau} N'(d) \frac{\partial}{\partial \tau} \sigma \sqrt{\tau} + e^{-r\tau} \sigma \sqrt{\tau} \frac{\partial}{\partial \tau} N'(d) \quad (\text{A27})$$

$$\text{Let } E = e^{-r\tau} N'(d) \frac{\partial}{\partial \tau} \sigma \sqrt{\tau} \quad (\text{A28})$$

$$\text{Let } F = e^{-r\tau} \sigma \sqrt{\tau} \frac{\partial}{\partial \tau} N'(d) \quad (\text{A29})$$

$$E = e^{-r\tau} N'(d) \frac{\partial}{\partial \tau} \sigma \sqrt{\tau} = \frac{e^{-r\tau} \sigma N'(d)}{2\sqrt{\tau}} \quad (\text{A30})$$

$$\therefore \frac{\partial c}{\partial \tau} = -rc - \frac{e^{-r\tau} d(F - X) N'(d)}{2\tau} + \frac{e^{-r\tau} \sigma N'(d)}{2\sqrt{\tau}} + F \quad (\text{A31})$$

By chain rule

$$F = e^{-r\tau} \sigma \sqrt{\tau} \frac{\partial}{\partial \tau} N'(d) = e^{-r\tau} \sigma \sqrt{\tau} \frac{\partial}{\partial d} N'(d) \frac{\partial d}{\partial \sigma} \quad (\text{A32})$$

$$= \frac{e^{-r\tau} \sigma \sqrt{\tau} d^2 N'(d)}{2\tau} \quad (\text{A33})$$

$$\therefore \frac{\partial c}{\partial \tau} = -rc - \frac{e^{-r\tau} d(F - X) N'(d)}{2\tau} + \frac{e^{-r\tau} \sigma N'(d)}{2\sqrt{\tau}} + \frac{e^{-r\tau} \sigma \sqrt{\tau} d^2 N'(d)}{2\tau} \quad (\text{A34})$$

Tidying up

$$\frac{\partial c}{\partial \tau} = -rc + e^{-r\tau} N'(d) \left(-\frac{d(F - X)}{2\tau} + \frac{\sigma}{2\sqrt{\tau}} + \frac{\sigma \sqrt{\tau} d^2}{2\tau} \right) \quad (\text{A35})$$

$$= -rc + \frac{e^{-r\tau} N'(d)}{2\tau} \left(-d(F - X) + \sigma \sqrt{\tau} + \sigma \sqrt{\tau} d^2 \right) \quad (\text{A36})$$

$$= -rc + \frac{e^{-r\tau} N'(d)}{2\tau} \left(-\sigma \sqrt{\tau} d^2 + \sigma \sqrt{\tau} + \sigma \sqrt{\tau} d^2 \right) \quad (\text{A37})$$

$$= -rc + \frac{e^{-r\tau} \sigma \sqrt{\tau} N'(d)}{2\tau} \quad (\text{A38})$$

$$= -rc + \frac{e^{-r\tau} \sigma N'(d)}{2\sqrt{\tau}} \quad (\text{A39})$$

Since it is conventional for practitioners to quote theta as the change in an option's value as

one day passes

$$\Theta_c = \frac{2\sqrt{\tau}rc - e^{-r\tau}\sigma N'(d)}{730\sqrt{\tau}} \quad (\text{A40})$$

The equivalent value for a put option can be obtained quite easily from put-call parity and equation (A40).

$$p = c - e^{-r\tau} (F - X) \quad (1)$$

$$\therefore \frac{\partial p}{\partial \tau} = \frac{\partial c}{\partial \tau} - \frac{\partial}{\partial \tau} e^{-r\tau} (F - X) \quad (\text{A41})$$

$$= -rc + \frac{e^{-r\tau}\sigma N'(d)}{2\sqrt{\tau}} - re^{-r\tau} (F - X) \quad (\text{A42})$$

$$= -r(p + e^{-r\tau} (F - X)) + \frac{e^{-r\tau}\sigma N'(d)}{2\sqrt{\tau}} - re^{-r\tau} (F - X) \quad (\text{A43})$$

$$= -rp + \frac{e^{-r\tau}\sigma N'(d)}{2\sqrt{\tau}} - 2re^{-r\tau} (F - X) \quad (\text{A44})$$

$$\therefore \Theta_p = \frac{2\sqrt{\tau}rp - e^{-r\tau}\sigma N'(d) + 4\sqrt{\tau}re^{-r\tau} (F - X)}{730\sqrt{\tau}} \quad (\text{A45})$$

$$Vega \left(\frac{\partial c}{\partial \sigma}, \frac{\partial p}{\partial \sigma} \right)$$

$$\frac{\partial c}{\partial \sigma} = \frac{\partial}{\partial \sigma} e^{-r\tau} \left[(F - X)N(d) + \sigma\sqrt{\tau}N'(d) \right] \quad (\text{A46})$$

$$= e^{-r\tau} (F - X) \frac{\partial}{\partial \sigma} N(d) + e^{-r\tau} \frac{\partial}{\partial \sigma} \sigma\sqrt{\tau}N'(d) \quad (\text{A47})$$

$$\text{Let } G = e^{-r\tau} (F - X) \frac{\partial}{\partial \sigma} N(d) \quad (\text{A48})$$

$$\text{Let } H = e^{-r\tau} \frac{\partial}{\partial \sigma} \sigma\sqrt{\tau}N'(d) \quad (\text{A49})$$

$$\frac{\partial c}{\partial \sigma} = G + H \quad (\text{A50})$$

By the chain rule

$$G = e^{-r\tau} (F - X) \frac{\partial}{\partial \sigma} N(d) = e^{-r\tau} (F - X) \frac{\partial}{\partial d} N(d) \frac{\partial d}{\partial \sigma} \quad (\text{A52})$$

$$= \frac{-e^{-r\tau} d (F - X) N'(d)}{\sigma} \quad (\text{A53})$$

$$= -e^{-r\tau} \sqrt{\tau} d^2 N'(d) \quad (\text{A54})$$

By the product and chain rules

$$H = e^{-r\tau} \frac{\partial}{\partial \sigma} \sigma \sqrt{\tau} N'(d) = e^{-r\tau} N'(d) \frac{\partial}{\partial \sigma} \sigma \sqrt{\tau} + e^{-r\tau} \sigma \sqrt{\tau} \frac{\partial}{\partial d} N'(d) \frac{\partial d}{\partial \sigma} \quad (\text{A55})$$

$$= e^{-r\tau} N'(d) \sqrt{\tau} + e^{-r\tau} \sigma \sqrt{\tau} N'(d) \frac{d^2}{\sigma} \quad (\text{A56})$$

$$= e^{-r\tau} \sqrt{\tau} (d^2 + 1) N'(d) \quad (\text{A57})$$

$$\therefore \frac{\partial c}{\partial \sigma} = e^{-r\tau} \sqrt{\tau} (d^2 + 1) N'(d) - e^{-r\tau} \sqrt{\tau} d^2 N'(d) \quad (\text{A58})$$

$$= e^{-r\tau} \sqrt{\tau} N'(d) \quad (\text{A59})$$

Since practitioners generally present vega in terms of a one percentage point change in volatility, we present vega here as

$$\frac{\partial c}{\partial \sigma} = \frac{e^{-r\tau} \sqrt{\tau} N'(d)}{100} \quad (\text{A60})$$

Put-call parity shows that the vega of a put option equals the vega of a call option.

$$p = c - e^{-r\tau} (F - X) \quad (1)$$

$$\therefore \frac{\partial p}{\partial \sigma} = \frac{\partial c}{\partial \sigma} - \frac{\partial}{\partial \sigma} e^{-r\tau} (F - X) = \frac{\partial c}{\partial \sigma} \quad (\text{A61}) \quad \text{QED}$$

References

- Bachelier, Louis. (1900) *Théorie de la Spéculation*. Paris: Gauthier-Villars.
- Black, Fischer, [1976]. "The Pricing of Commodity Options." *Journal of Financial Economics*, 3: 167 – 179.
- Black, Fischer and Myron Scholes, [1973]. "The Pricing of Options and Corporate Liabilities." *Journal of Political Economy*. 81: 637 - 654.
- Cox, John C. and Stephen A. Ross, [1976]. "The Valuation of Options for Alternative Stochastic Processes." *Journal of Financial Economics*. 3: 145 – 166.
- Dawson, Paul, David Blake, Andrew J G Cairns and Kevin Dowd, [2007]. "Completing the Market for Survivor Derivatives." Working Paper.
- Dowd, Kevin, [2005]. *Measuring Market Risk*. Second edition. John Wiley.
- Dowd, Kevin, Andrew J G Cairns, David Blake and Paul Dawson, [2006]. "Survivor Swaptions." *Journal of Risk and Insurance*. 73: 1 – 17.
- Merton, Robert C., [1973]. "Theory of Rational Option Pricing." *Bell Journal of Economics and Management Science*. 4: 141 – 183.
- Rubinstein, Mark, [1994]. "Implied Binomial Trees." *Journal of Finance*. 49: 771 – 818.
- Stoll, Hans, [1969]. "The Relationship between Put and Call Option Prices." *Journal of Finance*. 14: 319 – 332.

Table I – Summary of the model and its Greeks

	Calls	Puts
Option value	$e^{-r\tau} \left[(F - X)N(d) - \sigma\sqrt{\tau}N'(d) \right]$	$e^{-r\tau} \left[(X - F)N(-d) + \sigma\sqrt{\tau}N'(d) \right]$
Delta	$e^{-r\tau}N(d)$	$-e^{-r\tau}N(-d)$
Gamma	$\frac{e^{-r\tau}}{\sigma\sqrt{\tau}}N'(d)$	$\frac{e^{-r\tau}}{\sigma\sqrt{\tau}}N'(d)$
Rho (per percentage point rise in rates)	$\frac{-\tau c}{100}$	$\frac{-\tau p}{100}$
Theta (for 1 day passage of time)	$\frac{2\sqrt{\tau}rc - e^{-r\tau}\sigma N'(d)}{730\sqrt{\tau}}$	$\frac{2\sqrt{\tau}rp - e^{-r\tau}\sigma N'(d) + 4\sqrt{\tau}re^{-r\tau}(F - X)}{730\sqrt{\tau}}$
Vega (per percentage point rise in volatility)	$\frac{e^{-r\tau}\sqrt{\tau}N'(d)}{100}$	$\frac{e^{-r\tau}\sqrt{\tau}N'(d)}{100}$

Table 2 – Results of Monte Carlo simulations of delta hedging strategy

σ implied	σ actual	Payer				Receiver			
		Expected value	Mean	Standard deviation	t-stat	Expected value	Mean	Standard deviation	t-stat
1.088998%	1.088998%	0.0000%	0.0002%	0.2092%	0.40	0.0000%	0.0002%	0.2036%	0.42
1.088998%	0.988998%	0.0892%	0.0894%	0.1897%	0.45	0.0892%	-0.0894%	0.1853%	0.46
1.088998%	1.188998%	-0.0892%	-0.0891%	0.2287%	0.24	-0.0892%	-0.0891%	0.2221%	0.24

Simulations carried out using @Risk, with 250,000 trials.