


















Derby School of Nursing - B Floor Plan



Key

	Designated Badge-Holder Parking		Entrance		Toilet (Female / Male)		Refectory/Cafe		Lift
	Access Ramp		Accessible Entrance		Accessible Toilet		Central Timetabled Room		Fire Assembly Point
	Automatic Doors		Evacuation Chair		Reception		Circulation		
	Accessible Lift		Emergency Refuge				Stairs		