

The University of Nottingham

University Park

Nottingham

NG7 2RD

UK

t: +44 (0)115 951 5151

f: +44 (0)115 951 3666

The University of Nottingham

Malaysia Campus

Jalan Broga

43500 Semenyih

Selangor Darul Ehsan

Malaysia

t: +60 (0)3 8924 8000

f: +60 (0)3 8924 8001

The University of Nottingham

Ningbo, China Campus

199 Taikang East Road

Ningbo, 315100

China

t: +86 (0) 574 8818 0000

f: +86 (0) 574 8818 0188



Financial Statements

for the year to 31 July 2012

www.nottingham.ac.uk

Contents

Vice-Chancellor's Welcome	3
Treasurer's Report	5 - 8
Public Benefit Statement	10 - 11
Governance	13 - 16
Report of the Independent Auditor	17
Statement of Principal Accounting Policies	19 - 21
Consolidated Income and Expenditure Accounts	23
Statement of Consolidated Total Recognised Gains and Losses	24
Consolidated and University Balance Sheets	25
Consolidated Cash Flow Statement	26
Reconciliation of Net Cash Flow to Movement in Net Debt	26
Notes to the Accounts	27 - 46

Council Membership (1 August 2011 to 23 October 2012)

President of Council and Pro-Chancellor	Mr Keith Hamill John Mills Dame Elizabeth Fradd	[to 31 December 2011]; [from 1 January 2012] [from 1 January 2012]
Vice-President of Council		
Members ex-Officio		
The Chancellor	Professor Fujia Yang	
Pro-Chancellor	Dr Hamid Mughal	
The Vice-Chancellor	Professor David Greenaway	
The Treasurer	Mr John Mills Colin Gillespie	[to 31 December 2011] [from 1 January 2012]
Pro-Vice-Chancellors	Professor Karen Cox Professor Chris Rudd Professor Saul Tendler	
Members of Staff		
Professor John Atherton		
Professor David Clarke		
Professor Christine Hall		
Professor Julie Sanders		[from 23 November 2011]
Dr Joel Segal		
Appointed by the Union of Students		
From 1 August 2011:		
Alex Corck-Adelman (President)		
Elizabeth Goddard (Education Officer)		
From 1 August 2012:		
Amos Teshuva (President)		
Matt Styles (Education Officer)		
Other senior officers		
The Registrar		
Pro-Vice-Chancellors		
Chief Financial Officer	Dr Paul Greatrix (Secretary to Council)	
Director of Finance	Professor Bob Webb Professor Christine Ennew Professor Sarah O'Hara Professor Hai-Sui Yu Professor Alan Ford Chris Thompson Martin Wynne-Jones	[to 31 March 2012] [from 1 August 2011] [from 1 August 2011] [from 1 August 2012]

Vice-Chancellor's Welcome



This has been an important year in UK higher education: a year of change and uncertainty as the sector adjusts to new realities and new challenges.

At The University of Nottingham, we are meeting those challenges on many different fronts. One way is through **Impact: the Nottingham Campaign** – the biggest fundraising campaign in our history, which will help us change lives, tackle global issues and shape the future. After just one year of a five-year programme, the Campaign is already half-way to its £150m target. That success is already helping us transform research programmes, enrich the student experience and make an even greater contribution to the global communities we serve.

As the title of our Campaign suggests, Nottingham seeks to make an impact in all its activities – in research, in arts and culture, in sport, business engagement, on the environment, the local community and around the world. We seek to transform our students, staff and alumni, our partners and collaborators, wherever they are.

The generosity of our alumni is crucial to the Campaign. This year we were delighted to receive our largest-ever gift from an alumnus – £2.1m from the David Ross Foundation – which will help some of the most deprived young people in the region to reach university. Delivered in partnership with education charity IntoUniversity, the Nottingham Potential scheme is providing three new learning centres in the community to support pupils aged 7-18, including help with homework, literacy and numeracy, and university applications.

The generosity of partner organisations has also reached unprecedented levels this year. The GlaxoSmithKline Carbon Neutral Laboratory for Sustainable Chemistry, due to open at our Jubilee Campus in 2014, has been made possible with the support of a £1.2m grant from GlaxoSmithKline, the University's biggest-ever corporate gift. The laboratory will be a centre of excellence for sustainable chemistry and will complement established expertise at the University.

It is world-class activity like this that makes Nottingham special. In research, too, the University continues to be recognised at the highest levels. I was honoured to be invited to Buckingham Palace this year, with a group of colleagues and students, to receive the most prestigious royal award for UK universities – the Queen's Anniversary Prize for Higher and Further Education. The Prize was awarded for the University's research into global food security, a field in which Nottingham is making a real and far-reaching impact.

Recognition also came at our overseas campus in Malaysia with a simultaneous visit by the Prime Ministers of two countries. David Cameron visited the campus as part of an official two-day trip reinforcing long-standing links between Malaysia and the UK. He was joined by the Malaysian Prime Minister, Datuk Seri Najib Tun Razak, in a visit that served to emphasise the strength of ties between the two nations.

Strong ties of a different kind have been developed between Nottingham and the University of Birmingham. This year saw the first anniversary of a landmark collaboration which combines our strengths to win significant research income, explore new international markets and develop new collaborations. A new Strategic Collaboration Fund will allow us to capitalise on strengths, and greatly expand our joint activity.

In the arts, the University broke new ground and set new records for public engagement. An exhibition of rarely-seen works by LS Lowry attracted almost 50,000 people to the Djanogly Art Gallery – more visitors in its 12-week run than are typically received in an entire year. The exhibition consisted of 90 works including a substantial number of loans from private collections, with pupils from 30 local schools visiting as part of enrichment activity for literacy, art and creative writing.

In sport, our alumni and students excelled in 2012. It was wonderful to see them achieve so much at the London Olympics, with the second-biggest medal haul of any UK university. It was also encouraging to see that Nottingham remained one of the most popular universities in the UK in terms of undergraduate applications. We are determined to give our students the very best – in education, in the learning environment, international experience and employability – which is why it was pleasing to see our overall satisfaction score in the National Student Survey increase again for the eighth consecutive year.

It is also why we continue to invest in our campuses. 2012 saw the completion of a number of new buildings that both enhance the experience of students and staff, and underline our commitment to sustainable construction and design. New research and teaching centres opening their doors this year included the Energy Technologies Building, Institute for Mental Health, Aerospace Technology Centre and School of Contemporary Chinese Studies.

This has been a year of change, but we have been more than equal to the challenge. As our University continues to go from strength to strength, I look forward to working with you to meet the challenges of 2013 and beyond.

Professor David Greenaway
Vice-Chancellor

Treasurer's Report

Financial highlights

	2012 £m	2011 £m
Funding Body Grants	139	145
Tuition Fees and Education Contracts	185	172
Research Grants and Contracts	100	100
Other Income	96	94
Total Income	520	511
Surplus for the year	24	33
Total Net Assets	360	363

Cost control remains a key University objective, with pay costs increasing by only 2% overall despite a 1% increase in staff numbers. Additional costs have been incurred during the year to fund initiatives to deliver longer-term savings and efficiencies, for instance through the development of a new "Lean" process development team.

Research awards won in the year of £132m were slightly up on the previous year, £130m. This represents the future order book for research. Income for the year was static at £100m but overall research margins have fallen slightly.

The level of Research Council funding and other Government support remains uncertain and whilst the number of research awards has increased year on year, the total value of those awards has reduced.

Business overview

The University of Nottingham continues to be one of the leading research and teaching institutions in the world.

The Sunday Times University Guide 2012 stated: "Of all the British universities, Nottingham has embraced internationalisation the most". The Times Good University Guide 2013 reports "Nottingham regained its status as the most popular university in Britain at the start of 2012, when it bucked the national trend with a nine per cent rise in degree applications".

In the recently published QS World University Ranking, Nottingham rose 2 places to 72nd (12th out of UK Universities). In its summary of the University it quoted The Times Good University Guide in stating that: "Nottingham is the nearest Britain has to a truly global university, with campuses in China and Malaysia modelled on a headquarters that is among the most attractive in Britain."

The University continues to deliver excellent results with a surplus of £24m. Whilst this is down from last year it reflects a reduction in grant funding of £9m from what would have been expected prior to the reductions in grant funding in advance of the new fees regime.

Income has grown to over £520m as a result of increased tuition fees from both home and international students. This has more than offset the reduced HEFCE grant funding. Student number growth has been nearly 3% for home and over 5% for international students.

EU awards have increased both in terms of number and value but industry and commerce awards have dropped following an excellent prior year. The £16m 2011/12 of industry and commerce awards however is still 50% up on 2009/10.

Research grants won during the year include:

- £6.8m from the Centre for Disease Control and Prevention
- £12m from GSK described below.

The University was also awarded a share in a £67m investment in postgraduate training for future bioscientists to learn the skills required to meet economic and social challenges for the future. The investment, from the Biotechnology and Biological Sciences Research Council (BBSRC), includes support for 14 Doctoral Training Partnerships (DTPs) across the UK as well as a number of industrial studentship awards from the Centre for the Advancement and Support of Education (CASE).

Consolidated Reserves have risen from £182.1m to £184.0m, a net increase of £1.9m. This results principally from the surplus for the year of £24.1m, the increase in assets in UNNC of £7m offset by an actuarial loss on the pension scheme of £30.4m.

Treasurer's Report

Risks and Uncertainties

▪ **The higher education environment**

The changes to the student number control procedures along with the increase in UK and EU undergraduate fees to £9,000 for the 2012 cohort created increased uncertainty as to the precise intake numbers for the academic year starting in September 2012.

Under the new UK student fee regime there is a reduction in funding from HEFCE, which is expected to be offset by the increased student fees. Most students will continue to be able to apply for a loan from the Student Loan Company (SLC), which will then pay the University the fees owing. Students will repay the loans from the SLC after they graduate, subject to their earnings and certain time limits.

There is also increasing competition amongst Universities for the best qualified UK students with controls over student numbers being removed for those with AAB qualifications or better, and this will be extended to ABB and better for 2013/14. This will impact the majority of UK students who study at Nottingham.

Recruitment of high quality international students is also a risk given increased focus on immigration rules and increasing competition from other institutions in the UK and internationally. These changes may have an impact on the recruitment of new students by the University of Nottingham and the UK sector as a whole for 2012/13 and future years.

The University of Nottingham is very focused on maintaining and improving the attractiveness of the University to new students in terms of academic reputation, student satisfaction and other measures. The early indications for 2012/13 are that overall recruitment of students will be in line with plans, with a slight reduction in UK undergraduate recruitment against target being more than offset by an increase in international recruitment.

The University recognises that student demands and expectations will continue to rise as increased fees are charged. Future plans and budgets therefore include additional spend on student facilities and University infrastructure as the University seeks to ensure that the student experience continues to improve. Increased spend on bursaries is also included within the plans.

Both international campuses continue to grow with plans for further expansion. China continues to deliver a good surplus and Malaysia is now showing positive returns.

▪ **Pensions**

The latest triennial actuarial valuation for the Nottingham Contributory Pension and Assurance Scheme (CPAS) was as at 31 July 2011 and saw the deficit increase from £50.5m to £80.1m, principally due to changes in the discount rate used for valuing the liabilities. A recovery plan has been agreed with the Trustees resulting in additional employer contributions over a 15 year recovery period, as opposed to the previously agreed 12 year period. This only resulted in a small increase in overall employer contributions per annum.

On an FRS17 basis, the CPAS deficit increased to £81m (2011: £53m). The FRS17 accounting adjustments have reduced the costs charged in the accounts by £2.1m (2010/11: £2.3m).

The latest triennial actuarial valuation for the Universities Superannuation Scheme (USS) as at 31 March 2011 was published during the year. No further changes to the scheme contributions or benefits were proposed following the changes already implemented in 2009 and 2011. USS does not appear on the University balance sheet as the University's share of the assets and liabilities are not separately identified by USS.

The new Pension Auto-enrolment rules apply to the University with effect from March 2013 and significant changes are required to processes and systems to ensure compliance. The additional annual cost to the University of increased numbers of staff participating in pension arrangements is not expected to be material and a reasonable estimate has been included within future budgets and plans.

▪ **Strategic Risk Assessment**

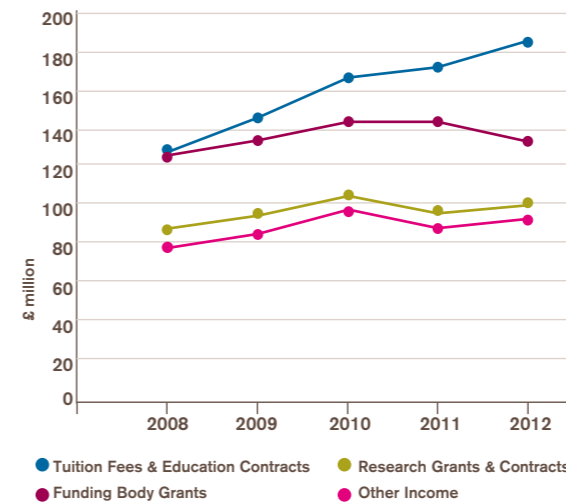
The Strategic Risk Assessment was submitted to and accepted by both the Audit Committee and Council last year and has been subject to update and further review during the year. The document includes updates on the risk mitigation activities for all risk items.

During the year detailed reviews of some risks were carried out; newly identified risks were identified and considered. Risk assessment is included in the Academic Strategy Development Programme, which 20 Schools have undertaken during the year.

Treasurer's Report

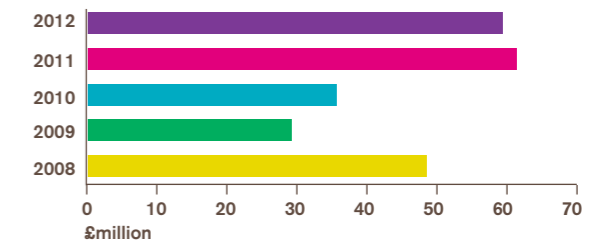
Income analysis

Tuition fees are the largest income stream representing nearly 36% of total income and this proportion will continue to rise as grant funding is cut-back and research awards become more competitive. Income diversification is key to maintaining income growth with the new hotel providing enhanced facilities to the University's already successful conferencing business.



Capital expenditure and financing

The University continues to invest in its teaching and research infrastructure and student facilities, combining with partner institutions where appropriate. Nearly £235m has been spent on capital projects over the last 5 years with £60m being spent in 2011/12 (2010/11: £62m), of which £21m was funded by capital grants, the balance from operational surplus and working capital.



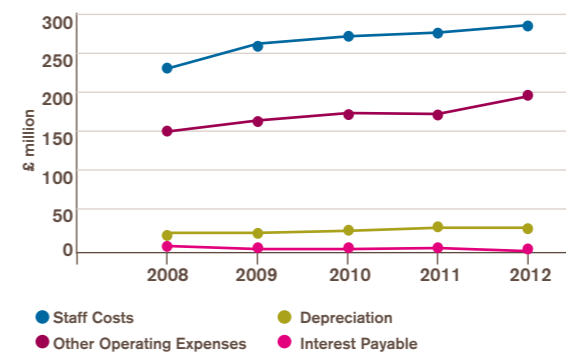
Major projects during the financial year were:

- New hotel (£14m) to enhance the facilities of the East Midlands Conference Centre. The total cost will be £23m by the time of the opening in November 2012.
 - New Energy Technologies Building (£7m) on Jubilee Campus funded primarily from the HEFCE Capital Infrastructure Fund (CIF). This is the University's first BREEAM "Outstanding" building and one of the first to be constructed in the UK.
 - Further land acquisitions (£3m) on Triumph Road providing additional capacity at Jubilee campus and the potential for improved access.
- Construction continued during the financial year on the following buildings all due for completion in 2012/13:
- Aerospace Technology Centre (£5m).
 - Institute of Mental Health (£8m).
 - School of Contemporary Chinese Studies (£4m).

An agreement was signed in April 2012 with GlaxoSmithKline (GSK) to establish a new laboratory to accommodate a Centre for Excellence for sustainable chemistry. The agreement represented progress on GSK's "green chemistry" commitment first announced in 2010. The GlaxoSmithKline Carbon Neutral Laboratory for Sustainable Chemistry will be based on the University's Jubilee Campus with its construction supported by a £12m grant from GSK, which was received in May 2012.

Expenditure analysis

Staff costs at 57% of University total costs have fallen slightly as a proportion but remain the largest cost category. Over 76% of total staff costs related to Teaching and Research staff.



Treasurer's Report

Cash and Liquidity

Cash flow from operating activities remained strong at £42m (2011: £44m). Net cash inflow was breakeven for the year, as last year, following the continued high level of capital expenditure in the year.

Continued higher levels of surplus will be required in future years to generate cash for the required investment in the University infrastructure given the expected reduction in Government funding for capital projects.

At 31 July 2012 the University had bank loans and overdraft of £29.3m off-set by £18.4m of cash and short-term deposits (31 July 2011: loans of £16.6m off-set by £7.2m of cash and short-term deposits).

The University has a committed facility to borrow up to nearly £119m, comprising of £103.6m revolving credit facility plus £15m multi-option facility. Interest on the University's loans from the Royal Bank of Scotland are at a rate linked to LIBOR. The revolving credit facility is amortised, quarterly over 25 years from October 2010.

The University has the ability to drawdown and repay its borrowings as required to manage its cash requirements. The University's approach is to minimise its borrowings thereby carrying limited cash reserves. Surplus cash is only invested with counterparties for short periods. All counterparties are approved by the University's Finance Committee, with a maximum of £10m being deposited with any counterparty.

Credit rating

In July the University maintained its "AA-Stable" Credit Rating from Standard & Pooors. The report reflects high levels of student demand, supported by the university's academic reputation and its continued sound financial performance, which is expected to be maintained over the rating horizon. Its major rating factors were:

Strengths:

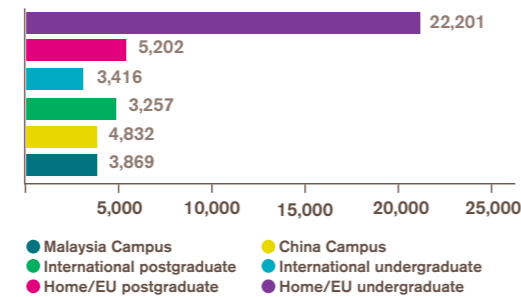
- High student demand levels, supported by the University's academic prestige.
- Sound financial performance expected over the rating horizon.
- Strong financial management, supporting the University in a period of significant sector changes.

Weaknesses:

- Reducing public sector funding, particularly for research, which will expose the university to greater competition for additional funding sources.
- Access to liquidity relying on committed facilities arranged with a single lender.

Student analysis

The total number of students enrolled across all campuses in 2012 increased by nearly 2,000 to 42,777. The growth reflects the investment in the core infrastructure at the campuses in the UK, Malaysia and China. There has been positive growth across all student categories. The international campuses, in particular, showing good growth and are on track to meet the target of a total of 12,000 by 2014/15.



In the 2012 National Student Survey the University's scores increased across all question categories compared to 2011 with the amount of increase exceeding the average for all universities, except in the area of assessment and feedback where the University nonetheless still achieved strong improvement recognising the efforts it had targeted in this area.

Conclusion

The University continues to deliver strong financial results whilst still investing in its core activities and its students. Nottingham has maintained its status as one of the most popular universities securing the required student in-take despite the changes to the fees regime which has seen greater uncertainty in the higher education market and resulted in some Institutions failing to recruit to target. The University recognises the challenges and the opportunities faced within the sector and is confident that it has the strategies to meet the challenges and to continue to deliver excellence in teaching, research and the student experience.

Colin Gillespie,
Treasurer & Chair of Finance Committee
23 October 2012



Public Benefit Statement

The University of Nottingham is an exempt Charity. The University and the Council have had regard to the Charity Commission's guidance on public benefit, and Council has noted the number of ways in which the University has delivered its charitable purposes for the public benefit.

As a charity, the University is able to provide financial assistance to support those students who without that help may otherwise be unable to attend.

The University's Mission as stated in its Strategic Plan 2010-15 is:

"At The University of Nottingham we are committed to providing a truly international education, inspiring our students, producing world-leading research and benefitting the communities around our campuses in the UK, China and Malaysia. Our purpose is to improve life for individuals and societies worldwide. By bold innovation and excellence in all that we do, we make both knowledge and discoveries matter."

The aim is to enrol and retain, on all UK-based courses, UK students from backgrounds currently under-represented at the University.

The University offers an extensive range of scholarships to encourage academic excellence, aid diversity, and offer real financial assistance in cases of hardship.

For home students there are a wide range of bursary and scholarship schemes. These funds provide an additional source of non-repayable financial help. They are paid direct to the student on top of any other student loans or grants received.

International students can take advantage of one of the UK's largest scholarship portfolios. As well as scholarships run by the International Office, many of the University's Schools and Departments also have their own scholarships that can be applied for.

In 2011/12 almost 9,000 (2010/11: 8,000) awards were made to students for bursaries, scholarships and hardship awards totalling over £8.5m (2010/11: £7.5m).

The University encourages and supports its students to undertake some form of international mobility – whether via exchanges with other universities, completing part of their courses at the campuses in Asia, or by study or work placements abroad. As a result, nearly 20 per cent of students have some form of international experience while studying at Nottingham, which is among the highest in the UK.

The University's commitment to additional outreach is evidenced by the launch of Nottingham Potential in January 2011, ahead of the increase in additional fees income. This major new outreach programme which in the first instance will invest £5m, provides ongoing academic and pastoral support to young people from the age of 7 to 18 and supports progression to selective universities (for example, through expanded summer schools and masterclasses) as well as higher education generally. Nottingham Potential learning centres, located within the city's most educationally and socially disadvantaged communities and run in partnership with London-based charity IntoUniversity, provide after-school homework support as well as a base for aspiration raising and academic enrichment activities.

Nottingham Potential has enormous support from both its students and staff. The initiative also has very significant external support. The Foundation established by one of the University's distinguished alumni, David Ross, who has committed more than £2m to its success. Without this support, it could not have been so ambitious, nor have progressed so rapidly.

The Nottingham University Samworth Academy (NUSA) continues to develop well, and to build upon the strong links that it has with the University. These links cover all areas of governance, the development of the staff at NUSA and also its strategic direction. The growing quality of the teaching provision and the pastoral care, combined with the outstanding physical environment have resulted in an increasing demand for places at the Academy from across broader ranges of the City, with the unfortunate result that waiting lists are now having to be maintained. The model that has now been established is proving to be hugely beneficial for all involved including staff and students at the University and the Academy, and also families and the community of Bilborough. The University was pleased that OFSTED recognised the very significant improvements in teaching, pupil behaviour and in their attitude towards learning by awarding the Academy an overall rating of "Good" as a result of the Academy's first full inspection in June. In particular, the Inspectors commended the innovative work on the many joint projects with the University.

Public Benefit Statement

OFFA has recommended that universities recruiting low proportions of low-income students should spend between 30% and 35% of additional fees income from the 2012 entry cohort on Widening Participation. This is in addition to the expenditure from fees income from earlier cohorts, which is calculated differently. The budget for 2012/13 includes Widening Participation spend of £12.5m increased from the previous commitments by approximately £2m following the increased cohort of WP students who subsequently claim against these funds.

The University continues to increase the percentage of students from low-income backgrounds. In September 2011 23.3% of those enrolled were from low-income backgrounds compared to 17% in 2004, the target being 25% in 2012/13.

Karnival, The University of Nottingham Students' Union fundraising organisation, continues to build impressively on record breaking totals. This year, the group raised £1.32m with money going to charities in and around Nottingham, as well as support for some of the country's largest and best-known charities. Karnival also runs 'Kontakt', a volunteering programme where students support groups within Nottingham – from terminally ill children and disadvantaged youths to people with disabilities and the elderly. Through their fundraising and voluntary efforts, Karnival aims to be a key part of the local community and continues to be Europe's largest student-run charity organisation.

Volunteering activity in schools continues to receive strong support from our staff and students. Many students volunteer for placements in local classrooms, acting as informal role models and providing practical assistance to teachers. Dozens more undertook placements in social enterprises, third sector and community organisations, while students and staff alike volunteer for aspiration-raising activities in local primary schools. This extends to the University of Nottingham Ningbo China, where an average of 1,500 students take part in voluntary work every year.

In the arts, the University broke new ground and set new records for public engagement. An exhibition of rarely-seen works by LS Lowry attracted almost 50,000 people to the University's Djanogly Art Gallery – more visitors in its 12-week run than are typically received in an entire year. The exhibition consisted of 90 works including a substantial number of loans from private collections, taking the University's public engagement activities to a new level. Pupils from 30 local schools visited as part of enrichment activity for literacy, art and creative writing. The exhibition also led to a Schools Literacy Project carried out by MA students, a day of illustrated lectures and two alumni events.

Members of the academic community endeavour to produce world-changing research by turning their talents and abilities to the problems and challenges which affect societies and people on a wide scale.

Research teams in health and medical care are working on new treatments and diagnostic techniques for a huge range of disease and conditions including cancer, stroke, heart disease, arthritis, malaria, multiple sclerosis, Alzheimer's Disease and many others. Their work has the potential to improve life for millions of people around the world.

A wide range of small and medium businesses have benefited from the skills and facilities at The University of Nottingham. The University's Business Engagement and Innovation Services team works closely with SMEs, which in turn often employ Nottingham students on placements or as part of a knowledge transfer partnership. Others use the free service from the Careers and Employability Service or employ our consultants on research projects to increase their competitive edge.

The University is committed to the city of Nottingham and the local communities and believes it is essential that staff and students see themselves as part of the larger global community.



Governance Responsibilities of the University's Council and Structure of Corporate Governance

The University is a corporation formed by Royal Charter with charitable status. The Council is the University's governing body and, amongst other matters, it is responsible for the administration and management of the affairs of the University and is required to present audited financial statements for each financial year.

The University is committed to best practice in corporate governance. The Council notes the Combined Code on Corporate Governance and the HEFCE Accounts Direction requirements. In addition the University has had regard to the Governance Code of Practice and General Principles (the Code) published by the Committee of University Chairs (CUC). In response to the Code and in accordance with overall good governance the Council periodically reviews the role of Council and its effectiveness. The most recent review of Council effectiveness concluded in 2010 and confirmed that governance arrangements were well aligned with the Code. A number of enhancements have been introduced following the review and a reduction in the size of the Council, to 25 members, took effect from the start of the 2011-12 session. Further changes to Council's operations have been introduced arising from the Effectiveness Review and as a result of changes to the University's Charter and Statutes as approved by Privy Council in 2010.

In order to comply with the Code the Council approved the following Statement of Primary Responsibilities in March 2010 (subsequently modified following changes to the Charter and Statutes in July 2010):

Statement of the role and primary powers and responsibilities of University Council:

1. Role

The University Council is the governing body of the University. It is responsible for overseeing the University's activities, determining its future direction and developing and sustaining an environment in which its mission is achieved and learning is fostered.

The Council is responsible for ensuring compliance with the Charter, Statutes and Ordinances regulating the University and its governance framework. Subject to these it makes all final decisions on matters of fundamental concern to the University.

2. Membership and meetings

Council has a clear majority of external members who are independent of the University. Its membership also includes the Vice-Chancellor and members drawn from the Pro Vice Chancellors. Recognising the distinctive characteristics and requirements of a University, the Council also includes members elected by and from the Senate and student members, the President of the Students' Union and one other student. Council meetings are also attended by the Registrar and Chief Financial Officer.

Members of Council must conduct themselves in accordance with accepted standards of behaviour in public life - including those relating to conflicts of interest. These require selflessness, integrity, objectivity, accountability, openness, honesty and leadership.

All members of Council, including Senate and student members, are under an obligation to make decisions solely in accordance with the best interests of the University and should not act in accordance with the interests or delegations of the constituencies by which they are elected. Student members are not present when specific matters relating to individual members of staff and their remuneration or individual students are discussed.

Council normally meets five times a year. The Registrar is the Secretary to Council.

External members are elected for terms of four years and may serve for two terms, although if elected as an Officer of the University their previous service is disregarded for the purpose of calculating terms. They retire at the age of seventy.

3. Primary powers and responsibilities

Overall powers and responsibilities

- 3.1 *To approve the mission and strategy of the University and its academic and business plans;*
- 3.2 *To ensure that processes are in place to monitor the performance and effectiveness of the University against plans and agreed performance indicators and benchmarking against comparable Universities;*
- 3.3 *To appoint the Vice-Chancellor, after considering a report from a Joint Committee of Council and Senate (which is chaired by the President of Council) and to put in place arrangements for monitoring the Vice-Chancellor's performance and providing feedback;*
- 3.4 *To delegate authority to manage the University to the Vice-Chancellor, who is the Chief Executive of the University. This includes its corporate, financial, estate and personnel management. The Council will regularly review the policies, procedures and limits for delegated authorities;*
- 3.5 *To act as the principal financial and business authority of the University; including approving annual audited financial statements, appointing external auditors, approving budgets and financial plans, approving transactions, contracts, leases, investments and banking arrangements (subject to approved delegated limits), ensuring the maintenance of proper accounting records, having overall responsibility for the University's assets, property and estate, having overall responsibilities for the University's liabilities, including pension liabilities (subject to approved delegated limits) and acting as trustee for legacies endowments, bequests or gifts;*

- 3.6 To ensure the establishment and monitoring of effective systems of internal control and accountability, including financial and operational controls and the management of conflicts of interest. To establish appropriate procedures for internal audit and monitor the results of internal audit work;
- 3.7 To ensure procedures for assessing risk and risk mitigations and controls, consider the assessments arising and ensure that appropriate actions are taken to respond to risk;
- 3.8 To receive reports on and consider teaching and research and the welfare and development of students;
- 3.9 To be the employing authority for all of the staff employed by the University and to approve and monitor its human resources strategy and practices;
- 3.10 To establish and receive reports from a Remuneration Committee, comprising external members, which determines the remuneration of the Vice-Chancellor, approves proposals from the Vice-Chancellor for the remuneration of senior management and professorial staff and reviews overall remuneration and remuneration policies;
- 3.11 To establish delegated procedures for the appointment of staff and the approval of contracts with staff and to appoint external members of Council to Appointment Committees dealing with senior appointments or appointments when the involvement of external members of Council would be appropriate;
- 3.12 To appoint Committees for hearing grievances and to consider redundancies and appeals in relation to employment matters and to receive reports from the Committees and, where relevant, approve the recommendations of the Committees;
- 3.13 To ensure that non-discriminatory systems are in place to provide Equality and Diversity of opportunity for staff and students and to monitor their effectiveness;
- 3.14 To have ultimate responsibility for the Health and Safety of employees, students and others affected by its operations. This responsibility includes ensuring that there is a written statement of policy, arrangements for the implementation of the policy and appropriate monitoring;
- 3.15 To be the University's legal authority, ensuring that processes are in place for managing legal obligations arising from contract and legal commitments and ensuring they are complied with;
- Other powers and responsibilities*
- 3.16 To propose amendments to the Charter and to draft and enact Statutes, provided that Senate is given the opportunity to submit reports on any proposals for change to the Charter or Statutes, and to approve Ordinances and Regulations;
- 3.17 If necessary to appoint an Acting Vice-Chancellor;
- 3.18 To appoint a Chancellor;
- 3.19 To elect the President of Council to act as its chair and to elect Pro-Chancellors, the Treasurer and the Vice-President of Council;
- 3.20 To appoint external members of Council on the recommendation of the Nominations Committee. The Nominations Committee is responsible for the recruitment and assessment of possible candidates and for considering and making recommendations on the appropriate balance and diversity of skills, expertise, attributes and backgrounds within Council;
- 3.21 To establish appropriate procedures for rotation and induction of members;
- 3.22 To appoint annually the Chairs and the external members of Council Committees and to approve the terms of reference of Council Committees;
- 3.23 To delegate in accordance with Ordinances the appointment of Emeritus Professors and Honorary Professors, Readers, Lecturers or Fellows, to regulate the conferment of Honorary Degrees and to establish delegated procedures for appointing external examiners;
- 3.24 To approve the expulsion of students;
- 3.25 To establish processes to monitor and evaluate the effectiveness of Council; including a formal review to be conducted at least every four years;
- 3.26 To exercise all such powers as are or may be conferred on the Council by the Charter, Statutes, Ordinances and Regulations and to ensure compliance with the University's Charter, Statutes, Ordinances and Regulations;
- 3.27 To appoint a Secretary in accordance with Statutes and Ordinances and ensure that there is a direct and effective line of accountability to the President of Council in relation to Council business;
- 3.28 To oversee the Students' Union;
- 3.29 To select a Seal Arms and a Mace for the University and have the sole custody and use of the Seal.

Governance

In 2011-12 the Council of the University comprised the Chancellor, Vice-Chancellor, up to 14 external, two student and nine academic persons appointed under the University's Statutes, the majority of whom are non-executive. The role of President of Council is separated from the role of the University's Chief Executive, the Vice-Chancellor. The matters specifically reserved to the Council for decision are set out in the University's Statutes. By custom and under the Higher Education Funding Council for England (HEFCE) Financial Memorandum, the Council is responsible for the University's ongoing strategic direction, approval of major developments and receiving regular reports from Executive Officers on the day-to-day operations of its business and its subsidiaries. The Council meets five times a year and has several Committees, all of which are formally constituted with terms of reference. The key Committees are noted below.

The Finance Committee, which includes in its membership a majority of external members, *inter alia* recommends to Council the University's annual revenue and capital budgets and monitors performance in relation to the approved budgets. The Committee also reviews major investment decisions prior to final approval by Council.

The Strategy and Planning Committee advises the executive and Council on the University's overall objectives and priorities and the strategies and policies to achieve them. The Council Nominations Committee considers nominations for vacancies in the Council membership in accordance with Statute 6. The Audit Committee only comprises external members and meets at least four times annually, with the External Auditors, to discuss audit findings, and with the Internal Auditors, to consider internal audit reports and recommendations for the improvement of the University's systems of risk management, internal control and governance, together with management's response and implementation plans. It also receives and considers reports from the HEFCE as they affect the University's business. It considers the form of the annual report on Corporate Governance together with the accounting policies and reviews the implementation of risk management within the University. Whilst senior executives attend meetings of the Audit Committee as necessary, with the Vice-Chancellor attending at least once per annum, they are not members of the Committee, and the Committee meets with the External and Internal Auditors on their own for independent discussions.

The Remuneration Committee, which comprises five senior external members and the Vice-Chancellor, determines the salaries senior staff of the University. The salary of the Vice-Chancellor is determined by the external members of the Committee.

The Safety Committee comprises 15 representatives from academic schools and central support service departments and two members from the Students' Union. Its terms of reference are to formulate safety and environmental policies in order to ensure that the University meets all legislative requirements and best practice standards, and to promote and monitor effective implementation of those policies.

Day to day management of the University is via the Management Board, comprising the Vice-Chancellor, the seven Pro-Vice-Chancellors, the Chief Financial Officer and the Registrar. Management Board acts as an executive committee and normally meets weekly to consider the strategic and financial direction of the University. The Vice-Chancellor is the principal academic and administrative officer of the University. The Pro-Vice-Chancellors have specific responsibilities for major policy areas, whilst responsibility for professional services is shared between the Registrar and the Chief Financial Officer. Council and the Strategy and Planning Committee are kept informed of the key decisions and discussions of Management Board including via formal statements presented by the Vice-Chancellor statement, which is also delivered at the University's Senate meetings.

Senate, membership of which includes senior academics from across the University as well as student members, meets three times a year. *Inter alia*, it has the power, subject to the Statutes and Ordinances, to oversee teaching, education and research and is responsible for the academic quality and standards of the University.

Statement of internal control

Council as the governing body of the University of Nottingham has responsibility for ensuring that a sound system of internal control is maintained which supports the achievement of policies, aims and objectives, while safeguarding the public and other funds and assets for which it is responsible, in accordance with the responsibilities assigned to the Council in the Charter and Statutes and the Financial Memorandum with HEFCE.

The system of internal control is designed to manage rather than eliminate the risk of failure to achieve policies, aims and objectives; it can therefore only provide reasonable and not absolute assurance of effectiveness.

The system of internal control is based on an ongoing process designed to identify the principal risks to the achievement of policies, aims and objectives, to evaluate the nature and extent of those risks and to manage them efficiently, effectively and economically.

As noted above, the Council has responsibility for reviewing the effectiveness of the system of internal control and risk management and in undertaking that responsibility the following processes have been established:

- Council considers the plans and strategic direction for the institution on a regular basis, advised by its key Committees, as noted above.
- The Audit Committee has been requested to provide oversight of risk management. This provides a formalised reporting and appraisal mechanism in addition to management reports noted above.

Governance

- The Audit Committee receives regular reports from the Head of Internal Audit, together with recommendations for improvement. This includes the Head of Internal Audit's independent opinion on the adequacy and effectiveness of the institution's systems of risk management, internal control and governance. Reports are also received from the External Auditors as part of their year-end work.
- An organisation-wide risk assessment framework is maintained and updates are considered by Management Board. Risk considerations form part of the annual budgeting and planning cycle and inform the work undertaken by Internal Audit.
- Key financial performance indicators and monthly management accounts are presented at each meeting of the Finance Committee.
- The annual budget, forward estimates and major investment proposals are approved by both Finance Committee and Council, following detailed review, challenge and assessment by the University's Management Board.

The review of the effectiveness of the system of internal control is informed by the Internal Audit Service, which operates to standards defined in the HEFCE Code of Practice and which was last reviewed for effectiveness by the HEFCE Assurance Service in October 2009 and was subject to an external review in July 2012.

The review of the effectiveness of the system of internal control is also informed by the work of the executive managers within the University, who have responsibility for the development and maintenance of the internal control framework, and by comments made by the external auditor in their management letter and other reports.

Preparation of the Financial Statements

The Council is responsible for keeping proper accounting records which disclose with reasonable accuracy at any time the financial position of the University and to enable it to ensure that the financial statements are prepared in accordance with the University's Charter and Statutes, the Statement of Recommended Practice on Accounting for Further and Higher Education Institutions and other relevant accounting standards. In addition, within the terms and conditions of a Financial Memorandum agreed between the HEFCE and the Council of the University, the Council, through its designated office holder, is required to prepare financial statements for each financial year which give a true and fair view of the state of affairs of the University and of the surplus or deficit and cash flows for that year.

In causing the financial statements to be prepared, the Council has ensured that:

- suitable accounting policies are selected and applied consistently;
- judgements and estimates are made that are reasonable and prudent;

- applicable accounting standards have been followed, subject to any material departures disclosed and explained in the financial statements;
- financial statements are prepared on the going concern basis unless it is inappropriate to presume that the University will continue in operation. The Council is satisfied that it has adequate resources to continue in operation for the foreseeable future: for this reason the going concern basis continues to be adopted in the preparation of the financial statements.

The Council has taken reasonable steps to:

- ensure that funds from the HEFCE are used only for the purposes for which they have been given and in accordance with the Financial Memorandum with the Funding Council and any other conditions which the Funding Council may from time to time prescribe;
- ensure that there are appropriate financial and management controls in place to safeguard public funds and funds from other sources;
- safeguard the assets of the University and prevent and detect fraud;
- secure the economical, efficient and effective management of the University's resources and expenditure.

The key elements of the University's system of internal financial control, which is designed to discharge the responsibilities set out above, include the following:

- a comprehensive medium and short-term planning process, supplemented by detailed annual income, expenditure, capital and cash flow budgets; regular reviews of performance and monthly reviews of financial results involving variance reporting and updates of forecast outturn;
- comprehensive Financial Regulations, approved by the Audit Committee, Finance Committee and Council;
- clear definitions of the responsibilities of, and the authority delegated to, heads of academic and administrative departments, supported by clearly defined and formalised requirements for approval and control of expenditure, with investment decisions involving capital or revenue expenditure being subject to formal detailed appraisal and review according to approval levels set by the Council;
- a professional Internal Audit Service whose annual programme is approved by the Audit Committee;
- self-assessment Controls Assurance certification completed by managers responsible for key systems of financial control, reviewed by the Internal Audit Service and the results reported to the Audit Committee.

Any system of internal financial control can, however, only provide reasonable, but not absolute, assurance against material misstatement or loss.

Independent auditor's report to the Members of the Council of The University of Nottingham

We have audited the financial statements of The University of Nottingham for the year ended 31 July 2012 which comprise the statement of principal accounting policies, the consolidated income and expenditure account, the statement of consolidated total recognised gains and losses, the consolidated and University balance sheets, the consolidated cash flow statement, the reconciliation of net debt and the related notes 1 to 35. The financial reporting framework that has been applied in their preparation is applicable law and United Kingdom Accounting Standards (United Kingdom Generally Accepted Accounting Practice) and the Statement of Recommended Practice: Accounting for Further and Higher Education.

This report is made solely to the governing body in accordance with the financial memorandum effective August 2010. Our audit work has been undertaken so that we might state to the Members of Council those matters we are required to state to it in an auditor's report and for no other purpose. To the fullest extent permitted by law, we do not accept or assume responsibility to anyone other than the Council as a body, for our audit work, for this report, or for the opinions we have formed.

Respective responsibilities of the Members of the Council of the University and auditor

As explained more fully in the Council Responsibilities Statement, the Council is responsible for the preparation of the financial statements that give a true and fair view. Our responsibility is to audit and express an opinion on the financial statements in accordance with applicable law and International Standards on Auditing (UK and Ireland). Those standards require us to comply with the Auditing Practices Board's Ethical Standards for Auditors.

Scope of the audit of the financial statements

An audit involves obtaining evidence about the amounts and disclosures in the financial statements sufficient to give reasonable assurance that the financial statements are free from material misstatement, whether caused by fraud or error. This includes an assessment of: whether the accounting policies are appropriate to the University's circumstances and have been consistently applied and adequately disclosed; the reasonableness of significant accounting estimates made by the governing body; and the overall presentation of the financial statements. In addition, we read all the financial and non-financial information in the annual report to identify material inconsistencies with the audited financial statements. If we become aware of any apparent material misstatements or inconsistencies we consider the implications for our report.

Opinion on financial statements

In our opinion the financial statements:

- give a true and fair view of the state of the group's and University's affairs as at 31 July 2012 and of the surplus for the year then ended; and
- have been properly prepared in accordance with United Kingdom Generally Accepted Accounting Practice and the Statement of Recommended Practice: Accounting for Further and Higher Education.

Opinion on other matters prescribed by the Higher Education Funding Council for England Audit Code of Practice

In our opinion:

- in all material respects, income from the funding council, grants and income for specific purposes and from other restricted funds administered by the University during the year ended 31 July 2012 have been applied for the purposes for which they were received; and
- in all material respects, income during the year ended 31 July 2012 has been applied in accordance with the University's statutes and, where appropriate, with the financial memorandum, with the funding council.

Matter on which we are required to report by exception

We have nothing to report in respect of the following matter where the Higher Education Funding Council for England Audit Code of Practice requires us to report to you if, in our opinion:

- the Statement of Internal Control is inconsistent with our knowledge of the University.

Deloitte LLP
Chartered Accountants and Statutory Auditor
Nottingham, UK
23 October 2012

Statement of Principal Accounting Policies

1. Accounting Convention

The financial statements have been prepared under the historical cost convention, as modified by the revaluation of Endowment Asset Investments, and in accordance with both the Statement of Recommended Practice on Accounting for Further and Higher Education 2007 (SORP) and applicable Accounting Standards. They conform to the guidance published by the Higher Education Funding Council for England.

In accordance with FRS 18, Accounting Policies, these accounting policies have been reviewed by the Audit Committee and are considered appropriate to the University's activities.

Having made appropriate enquiries, Council considers that the University and group has adequate financial resources to continue in operational existence for the foreseeable future, being not less than twelve months from the date of signing the financial statements. Accordingly they continue to adopt the going concern basis in preparing the financial statements.

2. Basis of Consolidation

The consolidated financial statements consolidate the financial statements of the University and its subsidiary undertakings for the financial year to 31 July.

The consolidated income and expenditure account includes the Group's share of the profits or losses and tax of associated undertakings and the consolidated balance sheet includes the investment in associated undertakings at the Group's share of their underlying net tangible assets. Associated undertakings are those in which the Group has a significant, but not dominant, influence over their commercial and financial policy decisions.

The consolidated financial statements do not include those of the University of Nottingham Students' Union as it is a separate unincorporated body in which the University has no financial interest and no control or significant influence over policy decisions.

3. Recognition of Income

Funding Council block grants are accounted for in the period to which they relate. Fee income is stated gross and credited to income over the period in which students are studying. University funded Bursaries and scholarships are accounted for gross as both income and operating expenses.

Income from Research Grants and Contracts is included on an accruals basis to the extent of the expenditure incurred during the year, together with any related contributions towards overhead costs.

Donations with restrictions are recognised when the relevant conditions have been met.

Endowment and investment income is credited to the income and expenditure account on a receivable basis. Income from endowments not expended in accordance with restrictions of the endowment is transferred from the income and expenditure account to Restricted Endowments. Any realised gains or losses from dealing in the related assets are retained within the endowment in the balance sheet.

All income from other sources is credited to the Income and Expenditure Account on a receivable basis.

4. Pension Schemes

The two principal pension schemes for the University's staff are the Universities Superannuation Scheme (USS) and the University of Nottingham Contributory Pension and Assurance Scheme (CPAS). The schemes are defined benefit schemes, which are externally funded and contracted out of the State Second Pension. The Funds are valued every three years by professionally qualified independent actuaries using the projected unit method, the rates of contribution payable being determined by the trustees on the advice of the actuaries. In the intervening years, the actuaries review the progress of the Schemes. Pension costs are assessed in accordance with the advice of the actuaries, based on the latest actuarial valuations of the Schemes.

A small number of staff remain in other pension schemes.

The USS scheme is a multi employer scheme and is accounted for on a defined contribution basis as it is not possible to identify the assets and liabilities of the scheme which are attributable to the group. CPAS is accounted for as a defined benefit scheme.

For the defined benefit scheme the amounts charged to Staff Costs are the current service costs and gains and losses on settlements and curtailments. The interest cost and the expected return on assets are shown within Interest and Other Finance Costs. Actuarial gains and losses are recognised immediately in the statement of total recognised gains and losses. Pension scheme assets are measured at fair value and liabilities are measured on an actuarial basis using the projected unit method and discounted at a rate equivalent to the current rate of return on a high quality corporate bond of equivalent currency and term to the scheme liabilities. The resulting defined benefit asset or liability is presented separately after other net assets on the face of the balance sheet.

For defined contribution schemes the amount charged to Staff Costs is the contributions payable in the year. Differences between contributions payable in the year and contributions actually paid are shown as either accruals or prepayments in the Balance Sheet.

Statement of Principal Accounting Policies

5. Foreign Currencies

Transactions denominated in foreign currencies are recorded at the rate of exchange ruling at the dates of the transactions. Monetary assets and liabilities denominated in foreign currencies are translated into sterling either at year end rates or, where there are related forward foreign exchange contracts, at contract rates. The resulting exchange differences are dealt with in the determination of income and expenditure for the financial year.

6. Leases

Fixed assets held under finance leases and the related lease obligations are recorded in the Balance Sheet at the fair value of the leased assets at the inception of the lease. The excess of lease payments over recorded lease obligations are treated as finance charges which are amortised over each lease term to give a constant rate of charge on the remaining balance of the obligations. Rental costs under operating leases are charged to expenditure in equal annual amounts over the periods of the leases.

7. Carbon Reduction Commitment Allowances

Carbon Reduction Commitment Allowances are recognised as an asset at cost until such time as prescribed by Government policy that the allowances are offset against carbon emitted or sold. Liabilities are accrued during the year as energy is consumed.

8. Goodwill

Goodwill arising on the acquisition of subsidiary undertakings and businesses, representing any excess of the fair value of the consideration over the fair value of the identifiable assets and liabilities acquired is capitalised and written off on a straight-line basis over its useful economic life. Useful economic life is assessed separately for each business acquired, depending on the nature of that business. Provision is made for any impairment.

9. Land and Buildings

Land and Buildings are stated at cost, other than those held as investments. Land, with the exception of the Arts Centre and DH Lawrence Pavilion land, which are held on a long lease, is held freehold and is not depreciated as it is considered to have an indefinite useful life. Buildings are depreciated over their expected useful lives generally between 50 and 100 years, with certain specific buildings depreciated over a longer period where appropriate. Major refurbishments are depreciated over their estimated life, normally 15 years. Leasehold land is depreciated over the life of the lease.

Where buildings are acquired with the aid of specific grants they are capitalised and depreciated as above. The related grants are treated as deferred capital grants and released to income over the expected useful life of the buildings.

Assets in the Course of Construction are not depreciated.

10. Equipment and Other Assets

Equipment, including computers and software, costing less than £30,000 per individual item or group of related items is written off in the year of acquisition. All other equipment is capitalised.

Capitalised equipment is stated at cost and depreciated over its expected useful life, as follows:

- IT Equipment – 3-5 years
- IT Software – 3 years
- Telephone equipment – 7 years
- Motor vehicles and other general equipment – 3-10 years
- Equipment acquired for specific research projects - project life (generally 3 years)

Where equipment is acquired with the aid of specific grants it is capitalised and depreciated as above. The related grant is treated as a grant received in advance and released to income over the expected useful life of the equipment (the period of the grant in respect of specific research projects).

Heritage Assets are recorded at cost and not depreciated.

11. Investment Properties

Investment properties are included in the Balance Sheet at their open market value at the balance sheet date on the basis of an annual professional valuation. Changes in the market value of investment properties are taken to the statement of total recognised gains and losses, being a movement on revaluation reserve.

Statement of Principal Accounting Policies

12. Investments and endowments

Fixed Asset Investments are shown at historical cost less any provision for impairment in their value.

Endowment Asset Investments are included in the Balance Sheet at market value, with changes taken to the Statement of Total Recognised Gains and Losses. Current Asset Investments are included at the lower of cost and net realisable value.

Receipts classed as Restricted Expendable Endowments are credited to Endowment Reserves and transferred to Revenue Reserves as the related expenditure is incurred.

Receipts where the capital amount cannot be spent are credited to Restricted Permanent Endowments and only accumulated income is available to be transferred to Revenue Reserves as the related expenditure is incurred.

13. Stocks

The stocks are stores, coal and oil held by the Estates Office, stores held centrally for some academic schools, stationery, and farm livestock, produce and consumables. They are valued at the lower of cost and net realisable value.

14. Short Term Investments

Short Term Investments comprise money on short-term deposit with a maturity date less than 90 days as at the balance sheet date.

15. Maintenance of Premises

The University has a five year rolling maintenance plan, which is reviewed on an annual basis. The costs of maintenance are charged to the income and expenditure account as incurred. Expenditure that extends the useful life of an asset or enhances an asset is capitalised.

16. Taxation Status

The Institution is an exempt charity within the meaning of schedule 3 of the Charities Act 2011 (formerly schedule 2 of the Charities Act 1993) and is considered to pass the tests set out in Paragraph 1 Schedule 6 Finance Act 2010 and therefore it meets the definition of a charitable company for UK corporation tax purposes. Accordingly, the Institution is potentially exempt from taxation in respect of income or capital gains received within categories covered by section 287 CTA2009 and sections 471, and 478-488 CTA 2010 (formerly s505 of ICTA 1988) or section 256 of the Taxation of Chargeable Gains Act 1992, to the extent that such income or gains are applied to exclusively charitable purposes.

Certain activities undertaken by the Institution are subject to Corporation Tax. These are primarily handled through subsidiary companies with taxable profits gift aided to the University or off-set against taxation losses.

The Institution receives no similar exemption in respect of Value Added Tax. Irrecoverable VAT on inputs is included in the costs of such inputs. Any irrecoverable VAT allocated to tangible fixed assets is included in their cost.

Consolidated Income and Expenditure Account

For the Year Ended 31 July 2012

	Note	2012 £m	2011 £m
INCOME			
Funding Body Grants	1	139.3	145.1
Tuition Fees and Education Contracts	2	185.2	172.1
Research Grants and Contracts	3	100.1	100.3
Other Operating Income	4	94.5	92.0
Endowment and Investment Income	5	1.2	1.2
Total Income		<u>520.3</u>	<u>510.7</u>
EXPENDITURE			
Staff Costs	6	284.0	278.0
Other Operating Expenses	7	190.5	176.9
Depreciation	12	23.8	21.9
Interest and other Finance Costs	8	2.0	2.2
Total Expenditure	9	<u>500.3</u>	<u>479.0</u>
Surplus for the Year before associates		20.0	31.7
Share of profits in associated companies	13	3.9	1.2
Surplus for the Year after associates		<u>23.9</u>	<u>32.9</u>
Surplus for the year transferred from accumulated income in endowment funds		0.2	0.3
Net Surplus for year retained within general reserves	22	<u>24.1</u>	<u>33.2</u>

The consolidated income and expenditure of the University and its subsidiaries materially relate to continuing operations.

Statement Of Consolidated Total Recognised Gains And Losses

For the Year Ended 31 July 2012

	Note	2012 £m	2011 £m
Surplus for the year after Associates		23.9	32.9
(Depreciation) / Appreciation of Endowment Asset Investments	20	(0.3)	2.3
New Endowments	20	0.8	1.1
Unrealised Surplus on revaluation of Investment Properties	21	0.3	0.1
Exchange movements on share of Associates		0.6	0.1
Increase in fixed assets, UNNC	22	7.0	0.0
Actuarial loss on pension scheme	32	(30.4)	(3.7)
TOTAL RECOGNISED GAINS RELATING TO THE YEAR		1.9	32.8
Reconciliation			
Opening reserves and endowments		182.1	
Total recognised gains for the year		1.9	
Closing reserves and endowments		184.0	

Balance Sheets

As at 31 July 2012

	Note	Consolidated		University	
		2012 £m	2011 £m	2012 £m	2011 £m
FIXED ASSETS					
Carbon Reduction Commitment	10	0.6	0.0	0.6	0.0
Goodwill	11	0.7	1.3	0.0	0.0
Tangible Assets	12	477.7	442.2	475.4	440.1
Investments	13	33.0	19.4	11.5	9.1
		512.0	462.9	487.5	449.2
INVESTMENT PROPERTIES					
	14	3.3	3.1	3.3	3.1
ENDOWMENT ASSETS					
	15	32.7	32.4	32.7	32.4
CURRENT ASSETS					
Stocks		1.5	1.4	1.4	1.2
Debtors	16	51.4	55.4	53.8	57.7
Short Term Investments		11.9	7.2	11.1	6.9
Cash at Bank and in Hand		6.5	0.0	6.1	0.0
		71.3	64.0	72.4	65.8
CREDITORS: AMOUNTS FALLING DUE WITHIN ONE YEAR					
	17	(152.1)	(135.5)	(150.8)	(135.0)
NET CURRENT LIABILITIES					
		(80.8)	(71.5)	(78.4)	(69.2)
TOTAL ASSETS LESS CURRENT LIABILITIES					
		467.2	426.9	445.1	415.5
CREDITORS: AMOUNTS FALLING DUE AFTER MORE THAN ONE YEAR					
	18	(26.1)	(10.9)	(26.1)	(10.9)
NET ASSETS EXCLUDING PENSIONS LIABILITY					
		441.1	416.0	419.0	404.6
NET PENSIONS LIABILITY					
	32	(81.4)	(53.1)	(81.4)	(53.1)
TOTAL NET ASSETS INCLUDING PENSIONS LIABILITY					
		359.7	362.9	337.6	351.5
DEFERRED CAPITAL GRANTS					
	19	175.7	180.8	175.4	180.4
ENDOWMENTS					
Expendable	20	0.8	1.2	0.8	1.2
Permanent	20	31.9	31.2	31.9	31.2
		32.7	32.4	32.7	32.4
RESERVES					
Income and Expenditure account excluding pension reserve	22	229.8	200.2	208.0	189.2
Pension Reserve	32	(81.4)	(53.1)	(81.4)	(53.1)
		148.4	147.1	126.6	136.1
Income and Expenditure account including pension reserve		2.9	2.6	2.9	2.6
Revaluation reserve	21				
		151.3	149.7	129.5	138.7
TOTAL FUNDS					
		359.7	362.9	337.6	351.5

The financial statements on pages 23 to 46 were approved by Council on 23 October 2012 and signed on its behalf by:

PROFESSOR DAVID GREENAWAY
Vice-Chancellor
CHRIS THOMPSON
Chief Financial Officer

COLIN GILLESPIE
Treasurer and Chairman of Finance Committee
MARTIN WYNNE-JONES
Director of Finance

Consolidated Cash Flow Statement

For the Year Ended 31 July 2012

	Note	2012 £m	2011 £m
Net Cash Inflow from Operating Activities	26	42.2	44.4
Returns on Investments and Servicing of Finance	27	(0.8)	(1.0)
Capital Expenditure and Financial Investment	28	(43.2)	(44.0)
Cash Outflow before Use of Liquid Resources and Short-term Investments		(1.8)	(0.6)
Acquisitions and Disposals	29	0.0	(2.2)
Management of Liquid Resources	31	(4.7)	(1.8)
Financing	30	15.2	4.7
INCREASE IN CASH	31	8.7	0.1

Reconciliation Of Net Cash Flow To Movement In Net Debt

		2012 £m	2011 £m
Increase in Cash in the Year		8.7	0.1
Increase in Short Term Investments		4.7	1.8
Repayment of Debt	30	134.0	41.9
New Loans	30	(149.2)	(46.6)
Change in net debt resulting from cash flows		(1.8)	(2.8)
Acquisition of Harewood Leisure Limited		0.0	(0.4)
CHANGE IN NET DEBT		(1.8)	(3.2)
NET DEBT AT 1 AUGUST		(3.5)	(0.3)
NET DEBT AT 31 JULY	31	(5.3)	(3.5)

Notes to the Accounts

1. Funding Body Grants

	2012 £m	2011 £m
Recurrent grants from HEFCE	124.2	127.2
Specific grants from HEFCE	2.4	5.6
Grants from TA	2.9	2.8
Deferred Capital Grants Released in Year		
Buildings (Note 19)	3.1	3.3
Equipment (Note 19)	6.7	6.2
	139.3	145.1

2. Tuition Fees and Education Contracts

	2012 £m	2011 £m
Full-time credit bearing courses - home fees	67.3	62.3
Full-time credit bearing courses - international fees	78.9	73.3
Part-time credit bearing courses	3.8	4.0
Other teaching contracts	26.2	25.2
Non credit bearing courses and other fees	9.0	7.3
	185.2	172.1

3. Research Grants and Contracts

	2012 £m	2011 £m
Research Councils	43.1	45.8
UK Based Charities	9.9	12.2
UK Central/Local Government, Health and Health Authorities	17.1	15.7
UK Industry, Commerce and Public Corporations	10.0	9.6
EU Government and Other Sources	14.2	12.7
Other Grants and Contracts	5.8	4.3
	100.1	100.3

4. Other Operating Income

	2012 £m	2011 £m
Residences, Catering and Conferences	31.0	30.1
Other Services Rendered	27.1	28.6
Health Authorities	10.9	10.8
Released from Deferred Capital Grants	0.6	0.5
Other Income	24.9	22.0
	94.5	92.0

5. Endowment and Investment Income

	2012 £m	2011 £m
Income from Permanent Endowments (Note 20)	1.1	0.9
Income from General Endowment Asset Investments	0.0	0.2
Other Interest Receivable	0.1	0.1
	1.2	1.2

Notes to the Accounts

6. Staff	2012 £m	2011 £m
Staff Costs:		
Gross Pay	235.0	230.8
Social Security Costs	18.8	18.3
Other Pension Costs (Note 32)	30.2	28.9
	<u>284.0</u>	<u>278.0</u>
	2012	2011
	£000	£000
Emoluments of the Vice Chancellor		
Basic salary	274.0	274.0
Accommodation allowance	42.0	42.0
Taxable expenses and private health policy	2.0	0.0
	<u>318.0</u>	<u>316.0</u>
Contractual payment in lieu of pension contributions	13.0	0.0
Remuneration	<u>331.0</u>	<u>316.0</u>
Employers pension contributions	29.0	44.0
Total cost	<u>360.0</u>	<u>360.0</u>

University pension contributions to USS are paid at the same rate as for other academic staff. Pension contributions have reduced due to lifetime tax allowance issues. A specific contractual clause means that additional emoluments equivalent to the pension contributions foregone is included within remuneration.

Compensation for loss of office paid to employees earning in excess of £100,000 per annum.

	0	0
--	---	---

Average Staff Numbers by Major Category:

	Number	Number
Teaching and Research	2,986	3,011
Technical	596	587
Administrative	1,902	1,831
Other, including Clerical and Manual	782	765
	<u>6,266</u>	<u>6,194</u>

Remuneration of other Higher Paid Staff, excluding employer's pension contributions but including payments made on behalf of the NHS in respect of its contractual obligations to University staff under separate NHS contracts of employment and which are excluded from the University's Income and Expenditure Account:

	Number	Number
£100,000 - £109,999	27	33
£110,000 - £119,999	19	18
£120,000 - £129,999	10	12
£130,000 - £139,999	4	12
£140,000 - £149,999	15	16
£150,000 - £159,999	14	12
£160,000 - £169,999	9	4
£170,000 - £179,999	7	9
£180,000 - £189,999	6	5
£190,000 - £199,999	2	0
£200,000 - £209,999	1	0
£230,000 - £239,999	1	0

Expenses paid to Council members who are not staff or students (as listed within these financial statements) totalled £10,787 (2011 £2,836).

Notes to the Accounts

7. Other Operating Expenses	2012 £m	2011 £m
Amortisation (Note 11)	0.6	0.6
Purchase, Hire and Repair of Equipment	21.0	20.0
Consumables and Laboratory Expenditure	18.7	18.4
Published Materials	6.5	6.2
Travel and Subsistence	12.9	12.4
Professional and Other Fees	37.8	35.8
Fellowships, Scholarships and Prizes	36.5	32.2
Catering Supplies	5.8	5.3
Repairs and General Maintenance	14.3	13.1
Heat, Light, Water and Power	12.9	11.0
Rent, Rates and Insurance	4.6	3.8
Grants to University of Nottingham Students Union	1.8	1.8
Auditors' Remuneration	0.1	0.2
Training	2.0	1.7
Advertising	1.3	1.2
Impairment of Investments	0.6	0.8
Other Expenses	13.1	12.4
	<u>190.5</u>	<u>176.9</u>

Auditors' Remuneration includes £89,200 in respect of audit services for the group, of which £68,200 relates to the University, and £21,300 in respect of non audit services comprising predominantly of seconded staff. The 2011 expenditure was £91,335, £72,400 and £78,565 respectively.

Impairment of investments contains both the direct impairment of investment holdings £0.4m (2011 £0.8m) and the impairment of loan balances to those companies £0.2m (2011 nil).

8. Interest and other Finance Costs

	2012 £m	2011 £m
Loans not wholly repayable within five years	0.2	0.1
Finance costs for pension scheme (Note 32)	1.8	2.1
	<u>2.0</u>	<u>2.2</u>

9. Analysis of Expenditure By Activity

	Staff Costs £m	Dep'n £m	Operating Expenses £m	Other Interest Payable £m	2012 Total £m	2011 Total £m
Academic Departments	175.0	6.5	47.8	0.0	229.3	222.0
Research Grants and Contracts	40.1	2.3	34.4	0.0	76.8	74.6
Total Teaching and Research	<u>215.1</u>	<u>8.8</u>	<u>82.2</u>	<u>0.0</u>	<u>306.1</u>	<u>296.6</u>
Academic Services	19.7	3.8	19.0	0.0	42.5	38.1
Administration	25.2	0.1	32.4	0.0	57.7	52.7
Premises	9.6	8.6	28.8	0.0	47.0	41.6
Residences, Catering and Conferences	8.0	1.6	12.9	0.0	22.5	23.5
Other Expenses	6.4	0.9	15.2	2.0	24.5	26.5
Total per Income and Expenditure Account	<u>284.0</u>	<u>23.8</u>	<u>190.5</u>	<u>2.0</u>	<u>500.3</u>	<u>479.0</u>

Notes to the Accounts

10. Carbon Reduction Commitment

	Consolidated and University	
	2012	2011
	£m	£m
Carbon dioxide emission allowances purchased in year	0.6	0.0
	<u>0.6</u>	<u>0.0</u>

Carbon allowances are purchased annually from the Department of Energy and Climate Change. They may be redeemed against the internal production of carbon or sold to other organisations. The redemption is an annual process in April each year, with April 2012 to April 2013 being the first year of the scheme. The University has accrued for the carbon generated in the months April to July 2012 and the liability is included within creditors in note 17.

11. Goodwill

	Consolidated
	£m
Cost	
At 1 August 2011 (note 29)	1.9
At 31 July 2012	<u>1.9</u>
Amortisation	
At 1 August 2011	0.6
Charge for the year	0.6
At 31 July 2012	<u>1.2</u>
Net book value	
At 31 July 2012	<u>0.7</u>
At 31 July 2011	<u>1.3</u>

Goodwill arises on consolidation and does not exist within the balance sheet of the University.

Notes to the Accounts

12. Tangible Fixed Assets

	Consolidated					
	Land and Buildings		Equipment	Assets in Course of Construction	Heritage Assets	Total
	Freehold	Long Leasehold				
	£m	£m	£m	£m	£m	£m
Cost						
At 1 August 2011	422.5	15.2	128.1	22.1	0.5	588.4
Additions at Cost	23.8	0.0	9.2	27.0	0.0	60.0
Transfers	17.0	0.0	2.1	(19.1)	0.0	0.0
Disposals	0.0	0.0	(4.8)	0.0	0.0	(4.8)
At 31 July 2012	<u>463.3</u>	<u>15.2</u>	<u>134.6</u>	<u>30.0</u>	<u>0.5</u>	<u>643.6</u>
Depreciation						
At 1 August 2011	70.5	2.7	73.0	0.0	0.0	146.2
Charge for Year	9.4	0.2	14.2	0.0	0.0	23.8
Eliminated on Disposals	0.0	0.0	(4.1)	0.0	0.0	(4.1)
At 31 July 2012	<u>79.9</u>	<u>2.9</u>	<u>83.1</u>	<u>0.0</u>	<u>0.0</u>	<u>165.9</u>
Net Book Value						
At 31 July 2012	<u>383.4</u>	<u>12.3</u>	<u>51.5</u>	<u>30.0</u>	<u>0.5</u>	<u>477.6</u>
At 31 July 2011	<u>352.0</u>	<u>12.5</u>	<u>55.1</u>	<u>22.1</u>	<u>0.5</u>	<u>442.2</u>

	University					
	Land and Buildings		Equipment	Assets in Course of Construction	Heritage Assets	Total
	Freehold	Long Leasehold				
	£m	£m	£m	£m	£m	£m
Cost						
At 1 August 2011	422.5	15.2	125.9	21.4	0.5	585.5
Additions at Cost	23.8	0.0	9.2	26.1	0.0	59.1
Transfers	16.2	0.0	2.1	(18.3)	0.0	0.0
Disposals	0.0	0.0	(4.1)	0.0	0.0	(4.1)
At 31 July 2012	<u>462.5</u>	<u>15.2</u>	<u>133.1</u>	<u>29.2</u>	<u>0.5</u>	<u>640.5</u>
Depreciation						
At 1 August 2011	70.5	2.7	72.2	0.0	0.0	145.4
Charge for Year	9.4	0.2	14.1	0.0	0.0	23.7
Eliminated on Disposals	0.0	0.0	(4.0)	0.0	0.0	(4.0)
At 31 July 2012	<u>79.9</u>	<u>2.9</u>	<u>82.3</u>	<u>0.0</u>	<u>0.0</u>	<u>165.1</u>
Net Book Value						
At 31 July 2012	<u>382.6</u>	<u>12.3</u>	<u>50.8</u>	<u>29.2</u>	<u>0.5</u>	<u>475.4</u>
At 31 July 2011	<u>352.0</u>	<u>12.5</u>	<u>53.7</u>	<u>21.4</u>	<u>0.5</u>	<u>440.1</u>

Included within freehold land and buildings is £33.3m (2011 £30.2m) of land which is not being depreciated, increases relate to the expansion of Jubilee campus in Nottingham.

Notes to the Accounts

13. Investments

	Consolidated		University	
	2012 £m	2011 £m	2012 £m	2011 £m
Subsidiary Company	0.0	0.0	0.4	0.4
Associated Companies	32.3	18.8	10.4	8.1
Investments	0.7	0.6	0.7	0.6
	<u>33.0</u>	<u>19.4</u>	<u>11.5</u>	<u>9.1</u>

Included within investments are amounts invested in University collaborations and spin out companies. The majority of the investments have been written down to nil. The total cost of such investments was £6.6m (2011 £6.2m) with an impairment provision of £5.9 m (2011 £5.6m). The total amount invested in the year was £0.4m (2011 £0.8m) and the impairment charge in the year was £0.3m (2011 £0.8m). The University is also a member of EMMAN Limited and The Manufacturing Technology Centre Limited, both of which are companies limited by guarantee for which the University's potential liability is limited to £1 each.

The investments, which have not been consolidated or equity accounted for on the grounds of materiality, are as follows:

Investment	Type of business	% Holding
AIMS Solutions Limited	Other software consultancy and supply	24.0%
Apia Solutions Limited	Software publishing	24.9%
BioCity Limited	Accommodation (biotechnology and health companies)	33.3%
Cellaura Technologies Limited	Research and development	16.0%
Critical Pharmaceuticals Limited	Novel drug delivery devices	12.9%
Encos Limited	Research and development	6.9%
EventMAP	Software development and application	7.5%
Evocell Limited	Research and development	11.7%
FAHRAS Limited	Health related software	18.9%
Flavometrix Limited	Research and development	20.0%
Gamma Technologies Limited	Development and licensing of computer aided engineering	5.0%
Lachesis Fund	Seed fund investment	20.0%
M4 Technologies Limited	Research and development	24.0%
Molecular Profiles Limited	Research and development	12.5%
Monica Healthcare Limited	Research and development	12.9%
Nimrod Energy Limited	Research and development	49.0%
Nottingham Gynaecological Devices Limited	Research and development	22.0%
Nutramet Limited	Agents in the sale of food	30.0%
Onclmmune Limited	Research and development	14.3%
Pharminox Limited	Human health activities	1.4%
Pre Clinical Oncology Services Limited	Human health activities	44.0%
Promethean Particles Limited	Inorganic nanoparticle dispersion manufacture	30.5%
Regentec Limited	Research and development	24.0%
Scancell Holdings plc	Research and development	1.1%
Spirogen Limited	Human health activities	3.0%
Staff Roster Solutions Limited	Software development and application	48.7%
Ticketing Network East Midlands	Ticket services	25.0%
U21 Equity Limited	University networking organisation	12.0%

The University Group owns 100% of the issued share capital of the following companies which are registered in England and operating in the UK:

Company Name	No of £1 Ordinary Shares
Nottingham University Industrial and Commercial Enterprise Limited (NOTICE)	100,000
UNIP Management Limited	2
Eminate Limited	2
East Midlands Conference Centre Limited	100
Harewood Leisure Limited	1,000

NOTICE is a provider of services, such as consultancy and power supplies. UNIP Management provides rental and property services. Eminate develops and manufactures products for the food and pharmaceutical sectors. Harewood Leisure is a provider of fitness facilities. East Midlands Conference Centre Limited is a provider of facilities for conference and other events.

The consolidated results of the group incorporate the above 100% owned companies and those of Nottingham University Foundation Limited, a company granted charitable status in April 2003, and Nottingham Technologies Asia Limited (a company registered and operating in Hong Kong).

Notes to the Accounts

13. Investments continued

Investment in Associated companies	Consolidated	University
	£m	£m
As at 1 August 2011	18.8	8.1
Shares acquired in University of Nottingham, Malaysia	2.0	2.0
Share of retained profits	3.9	0.6
Increase in fixed assets, University of Nottingham Ningbo, China	7.0	0.0
Exchange movements	0.6	(0.3)
	<u>32.3</u>	<u>10.4</u>
As at 31 July 2012		

The University owns 37.5% (2011 37.5%) of the University of Nottingham Ningbo, China, a co-operative joint venture established in China. It has a financial year end of 31 December in accordance with Chinese regulations. The consolidated accounts of the University reflects a carrying value of £25.3m (2011 £14.1m) equal to 37.5% of the net assets, excluding intellectual property, as at 31 July.

The University owns 29.9% (2011 29.1%) of the ordinary share capital of the University of Nottingham, Malaysia, a company incorporated in Malaysia. It has a financial year end of 31 December in common with its majority shareholder. The consolidated accounts of the University reflects a carrying value of £7.0 million (2011 £4.7 million) equal to 29.9% (2011 29.1%) of the net assets, excluding intellectual property, as at 31 July.

The University purchased 10 million shares in the year in the University of Nottingham, Malaysia, as part of a rights issue, which has increased the percentage holding.

Academic quality in both China and Malaysia is controlled by The University of Nottingham.

In the prior year the University purchased 49% of the ordinary share capital of Nottingham MyRIAD Solutions, a company incorporated in Malaysia. It has a financial year end of 31 December in common with its majority shareholder. The consolidated accounts of the University reflects a carrying value of £7,218 (2011 £10,105) equal to 49% of the net assets, as at 31 July.

14. Investment Properties

	Consolidated and University	
	2012 £m	2011 £m
Balance at 1 August	3.1	3.0
Appreciation on Revaluation	0.2	0.1
	<u>3.3</u>	<u>3.1</u>
Balance at 31 July		

Land and property valuations as at 31 July 2012 have been made by senior management on the advice of Savills (L&P) Ltd and Shouler and Son, firms of Chartered Surveyors, the basis of valuation being open market value taking groups of properties together for this purpose.

15. Endowment Assets

	Consolidated and University	
	2012 £m	2011 £m
Balance at 1 August	32.4	29.2
Additions	6.6	7.8
Disposals	(5.7)	(7.4)
(Depreciation) / Appreciation on Revaluation	(0.3)	2.4
(Decrease) / Increase in Cash Balances	(0.3)	0.4
	<u>32.7</u>	<u>32.4</u>
Balance at 31 July		
Represented by:		
Fixed Interest Stocks	4.9	3.7
Equities	18.6	20.0
Multi Asset Funds	3.3	2.5
Land and Property	0.3	0.3
Cash Balances (Note 31)	5.6	5.9
	<u>32.7</u>	<u>32.4</u>

Included within the above balances is accumulated income yet to be applied of £3.5m (2011: £3.3m).

Notes to the Accounts

16. Debtors

	Consolidated		University	
	2012 £m	2011 £m	2012 £m	2011 £m
Amounts falling due within one year:				
Debtors	15.3	23.7	14.5	23.1
Amounts due from Subsidiaries	0.0	0.0	3.5	3.1
Amounts due from Associates (Note 25)	4.3	5.0	4.3	5.0
Prepayments and Accrued Income	31.8	26.7	31.5	26.5
Total Debtors	51.4	55.4	53.8	57.7

17. Creditors: Amounts Falling Due Within One Year

	Consolidated		University	
	2012 £m	2011 £m	2012 £m	2011 £m
Bank Overdraft	0.0	2.5	0.0	3.4
Bank Loans	3.2	3.2	3.2	3.2
HEFCE Loans	0.1	0.0	0.1	0.0
Payments Received in Advance	1.2	1.7	0.9	1.3
Trade Creditors	23.7	22.5	23.0	21.7
Social Security and Other Taxation Payable	10.5	11.0	10.6	11.1
Amounts due to Subsidiaries	0.0	0.0	1.5	1.2
Accruals and Deferred Income	113.4	94.6	111.5	93.1
	152.1	135.5	150.8	135.0

18. Creditors: Amounts Falling Due After More Than One Year

	Consolidated		University	
	2012 £m	2011 £m	2012 £m	2011 £m
Bank Loans	25.6	10.6	25.6	10.6
HEFCE Loans	0.5	0.3	0.5	0.3
	26.1	10.9	26.1	10.9

The bank loans are with the Royal Bank of Scotland at a rate which is 0.20% above LIBOR. The total facility is for £103.6 million and is a 23 year revolving credit facility with straight line amortisation of £0.8m per quarter over 25 years which commenced October 2010 with a £30 million bullet repayment at the end. The University has the ability to repay and redraw against the facility over the period of the loans and utilises this facility to manage its cash requirements. In addition the University has a multi-option facility for £15 million. The HEFCE loan does not have a fixed repayment profile, repayments being dependent on the individual project. The University does not currently hold any finance lease arrangements.

Notes to the Accounts

19. Deferred Capital Grants

	Consolidated		Total £m
	Funding Council £m	Other Grants £m	
At 1 August 2011			
Buildings	105.3	34.4	139.7
Equipment	33.3	7.8	41.1
Total	138.6	42.2	180.8
Grants Received			
Buildings	5.0	1.2	6.2
Equipment	0.0	2.0	2.0
Total	5.0	3.2	8.2
Released to Income and Expenditure			
Buildings (Notes 1 and 4)	(3.1)	(0.6)	(3.7)
Equipment (Note 1)	(6.7)	(2.9)	(9.6)
Total	(9.8)	(3.5)	(13.3)
At 31 July 2012			
Buildings	107.2	35.0	142.2
Equipment	26.6	6.9	33.5
Total	133.8	41.9	175.7
	Funding Council £m	University Other Grants £m	Total £m
At 1 August 2011			
Buildings	105.3	34.4	139.7
Equipment	33.3	7.4	40.7
Total	138.6	41.8	180.4
Grants Received			
Buildings	5.0	1.1	6.1
Equipment	0.0	2.0	2.0
Total	5.0	3.1	8.1
Released to Income and Expenditure			
Buildings	(3.1)	(0.5)	(3.6)
Equipment	(6.7)	(2.8)	(9.5)
Total	(9.8)	(3.3)	(13.1)
At 31 July 2012			
Buildings	107.2	35.0	142.2
Equipment	26.6	6.6	33.2
Total	133.8	41.6	175.4

Deferred capital grants are capitalised above when the assets they relate to are complete. Where funds are received in advance of asset completion they are held within deferred income (Note 17), thus additions to deferred capital grants will differ to cash receipts of deferred capital grants (Note 28).

Notes to the Accounts

20. Endowments

	Consolidated and University		
	Restricted Expendable £m	Restricted Permanent £m	Restricted Total £m
Balance at 1 August 2011	1.2	31.2	32.4
Additions	0.0	0.8	0.8
Appreciation of Endowment Asset Investments	0.0	(0.3)	(0.3)
Income for the Year	0.0	1.1	1.1
Expenditure for the Year	(0.4)	(0.9)	(1.3)
Balance at 31 July 2012	0.8	31.9	32.7
Represented by:			
Capital value	0.8	28.4	29.2
Accumulated income	0.0	3.5	3.5
	0.8	31.9	32.7

The University has no unrestricted permanent endowments.

21. Revaluation Reserve

	Consolidated and University £m	
Balance at 1 August 2011		2.6
Unrealised Surplus on Revaluation of Investment Properties		0.3
Balance at 31 July 2012		2.9

22. General Reserve

	Consolidated £m	University £m
Balance at 1 August 2011	200.2	189.2
Transfer from Surplus for the Year	24.1	21.2
Increase in Fixed Assets, University of Nottingham Ningbo, China	7.0	0.0
Transfer to Pension Reserve	(2.1)	(2.1)
Exchange movements	0.6	(0.3)
Balance at 31 July 2012	229.8	208.0

The University's individual Income and Expenditure Account and related notes have been excluded from these financial statements because the results are included in the Consolidated Income and Expenditure Account. The surplus for the year before share of associate's profits and exceptional items was £20.9m (2011 - £33.1m).

Notes to the Accounts

23. Operating lease commitments

	Consolidated		University	
	2012 £m	2011 £m	2012 £m	2011 £m
Operating lease commitments in respect of equipment for the forthcoming financial year, on leases expiring:				
Within one year	0.1	0.1	0.1	0.1
Between two and five years	0.3	0.2	0.3	0.2
Over five years	0.0	0.0	0.0	0.0
	0.4	0.3	0.4	0.3

There are no operating lease commitments in respect of land and buildings.

24. Capital Commitments

	Consolidated		University	
	2012 £m	2011 £m	2012 £m	2011 £m
Commitments contracted at 31 July	15.3	48.3	15.3	45.1

In 2010/11 the University commenced construction of two new teaching buildings and four new research buildings along with one building to enhance commercial revenue generation, four of these projects have completed and the remainder significantly progressed during the year. Further large-scale new build projects are underway, however the volume of outstanding activity at the year end is reduced on the prior year and two significant projects are at early design and consultation stages.

25. Related party transactions

The University of Nottingham owns a 29.9% (2011 29.1%) stake in the University of Nottingham, Malaysia, a 37.5% (2011 37.5%) stake in the University of Nottingham, Ningbo China and a 49% (2011 49%) stake in MyRIAD, Malaysia all of which are accounted for as associated entities (see note 13).

Academic quality in both China and Malaysia is controlled by The University of Nottingham, for which it receives management fees and certain members of staff are seconded to both overseas campuses for periods of up to 3 years. In addition certain costs incurred by the University are rechargeable between each associate and the University in accordance with signed agreements.

In the prior year the University extended a loan of £1.6m to the University of Nottingham, Malaysia at an interest rate of cost of funds to the University of Nottingham plus 1% to support effective working capital management, this has been repaid and no loan is outstanding at 31 July 2012.

There were no transactions with MyRIAD (2011 investment of £10,000 in the year to subscribe to share capital).

	2012 Malaysia £000	2012 China £000	2011 Malaysia £000	2011 China £000
	Net charges by the University:			
Costs	938	1,200	858	158
Management fee	1,547	2,765	1,427	2,308
Owed to the University at 31 July	829	3,454	2,413	2,602
Additional share capital acquired	2,029	0	0	0

All transactions with spin out companies are undertaken on a commercial, arms length basis and are not material to the Group.

Notes to the Accounts

26. Reconciliation of Consolidated Operating Surplus To Net Cash Inflow From Operating Activities

	2012 £m	2011 £m
Surplus for the Year	23.9	32.9
Depreciation (Note 12)	23.8	21.9
Amortisation (Note 11)	0.6	0.6
Profit on Disposal of Fixed Assets	0.6	0.0
Impairment of Investments	0.6	0.8
Share of Profits in Associated Companies	(3.9)	(1.2)
Deferred Capital Grants Released to Income (Note 19)	(13.3)	(13.2)
Investment Income (Note 5)	(1.2)	(1.2)
Interest Payable (Note 8)	2.0	2.2
Net Income Retained from Specific Endowments	0.2	0.3
Increase in Stocks	(0.1)	(0.2)
Decrease in Debtors	4.0	13.0
Increase / (Decrease) in Creditors	5.1	(11.5)
Net Cash Inflow from Operating Activities	42.2	44.4

27. Returns On Investments And Servicing Of Finance

	2012 £m	2011 £m
Income from Endowments	1.1	1.0
Other Interest Received	0.2	0.1
Interest Paid	(2.1)	(2.1)
Net Cash Outflow from Returns on Investments and Servicing of Finance	(0.8)	(1.0)

28. Capital Expenditure And Financial Investment

	2012 £m	2011 £m
Payments to Acquire Tangible Assets	(63.3)	(59.8)
Payments to Acquire Endowment Asset Investments (Note 15)	(6.6)	(7.8)
Payments to Acquire Carbon Reduction Commitments (Note 10)	(0.6)	0.0
Total Payments to Acquire Fixed and Endowment Asset Investments	(70.5)	(67.6)
Receipts from Sales of Endowment Assets (Note 15)	5.7	7.4
Receipts from Sales of Fixed Assets	0.1	0.1
Deferred Capital Grants Received	20.9	15.3
Endowments received	0.6	0.8
Net Cash Outflow from Capital Expenditure and Financial Investment	(43.2)	(44.0)

Notes to the Accounts

29. Acquisitions and Disposals

In the prior year the Group acquired 100% of the issued share capital of Harewood Leisure Limited. The fair value of the consideration was £2.3m.

	2011 £m
Tangible Fixed Assets	0.8
Cash	0.1
Creditors: Amounts Falling Due Within One Year	(0.1)
Loan: Amounts Falling Due Within One Year	(0.1)
Loan: Amounts Falling Due After One Year	(0.3)
Net Assets at Fair Value	0.4
Goodwill (Note 11)	1.9
Cash Consideration	2.3
	2011 £m
Payments to Acquire Harewood Leisure Limited	2.3
Cash Acquired with Harewood Leisure Limited	(0.1)
Net Cash Outflow	2.2

In 2011 Harewood Leisure Limited contributed £0.3m to the Group's net operating cash flows and £0.4m was paid during 2011 to repay net debt. No adjustments to these acquisition balances have been necessary during 2011/12.

30. Analysis Of Changes In Consolidated Financing During The Year

	Mortgages and Loans £m
Balances at 1 August 2011	14.1
New Loans	149.2
Capital Repayments	(134.0)
Net Amount Drawdown in Year	15.2
Balances at 31 July 2012	29.3

Notes to the Accounts

31. Analysis Of Changes In Net Debt

	At 1 August 2011 £m	Cash Flows £m	At 31 July 2012 £m
Cash			
Endowment Asset Investments (Note 15)	5.9	(0.3)	5.6
Cash at Bank and in hand/(Bank overdraft)	(2.5)	9.0	6.5
	3.4	8.7	12.1
Short Term Investments	7.2	4.7	11.9
Debt due within one year	(3.2)	0.0	(3.2)
Debt due after one year	(10.9)	(15.2)	(26.1)
	(3.5)	(1.8)	(5.3)

32. Pension Schemes

The two principal pension schemes for the University's staff are the Universities Superannuation Scheme (USS) and the University of Nottingham Contributory Pension and Assurance Scheme (CPAS). USS provides benefits for academic and related employees of some UK universities and some other employers. CPAS provides similar benefits for other staff of the University. The University also operates a defined contribution scheme, The University of Nottingham Contributory Retirement Savings Plan (CRSP).

USS

The institution participates in the Universities Superannuation Scheme (USS), a defined benefit scheme which is contracted out of the State Second Pension (S2P). The assets of the scheme are held in a separate fund administered by the trustee, Universities Superannuation Scheme Limited. The appointment of directors to the board of the trustee is determined by the company's Articles of Association. Four of the directors are appointed by Universities UK; three are appointed by the University and College Union of whom at least one must be a USS pensioner member; and a minimum of two and a maximum of four are co-opted directors appointed by the board. Under the scheme trust deed and rules, the employer contribution rate is determined by the trustee, acting on actuarial advice.

Because of the mutual nature of the scheme, the scheme's assets are not hypothecated to individual institutions and a scheme-wide contribution rate is set. The institution is therefore exposed to actuarial risks associated with other institutions' employees and is unable to identify its share of the underlying assets and liabilities of the scheme on a consistent and reasonable basis and therefore, as required by FRS17 "Retirement benefits", accounts for the scheme as if it were a defined contribution scheme. As a result, the amount charged to the income and expenditure account represents the contributions payable to the scheme in respect of the accounting period.

The latest triennial actuarial valuation of the scheme was at 31 March 2011. This was the second valuation for USS under the new scheme-specific funding regime introduced by the Pensions Act 2004, which requires schemes to adopt a statutory funding objective, which is to have sufficient and appropriate assets to cover their technical provisions. The actuary also carries out regular reviews of the funding levels. In particular, he carries out a review of the funding level each year between triennial valuation and details his estimate of the funding level at 31 March 2012 are also included in this note.

The triennial valuation was carried out using the projected unit method. The assumptions which have the most significant effect on the result of the valuation are those relating to the rate of return on investments (i.e. the valuation rate of interest), the rates of increase in salary and pensions and the assumed rates of mortality. The financial assumptions were derived from market yields prevailing at the valuation date. An 'inflation risk premium' adjustment was also included by deducting 0.3% from the market-implied inflation on account of the historically high level of inflation implied by government bonds (particularly when compared to the Bank of England's target of 2% for CPI which corresponds broadly to 2.75% for RPI per annum).

Notes to the Accounts

32. Pension Schemes continued

To calculate the technical provisions, it was assumed that the valuation rate of interest would be 6.1% per annum, salary increases would be 4.4% per annum (with short-term general pay growth at 3.65% per annum and an additional allowance for increases in salaries due to age and promotion reflecting historic scheme experience, with a further cautionary reserve on top for past service liabilities) and pensions would increase by 3.4% per annum for 3 years following the valuation then 2.6% per annum thereafter.

Standard mortality tables were used as follows:

Male members mortality	S1NA light YoB tables - no age rating
Female members mortality	S1NA light YoB tables - rated down 1 year

Use of these mortality tables reasonably reflects the actual USS experience but also provides an element of conservatism to allow for further small improvements in mortality rates the CMI 2009 projections with a 1.25% pa long term rate were also adopted. The assumed life expectations on retirement at age 65 are:

Males (females) currently aged 65	23.7 (25.6) years
Males (females) currently aged 45	25.5 (27.6) years

At the valuation date, the value of the assets of the scheme was £32,433.5 million and the value of the scheme's technical provisions was £35,343.7 million indicating a shortfall of £2,910.2 million. The assets therefore were sufficient to cover 92% of the benefits which had accrued to members after allowing for expected future increases in earnings.

The actuary also valued the scheme on a number of other bases as at the valuation date. On the scheme's historic gilts basis, using a valuation rate of interest in respect of past service liabilities of 4.4% per annum (the expected return on gilts) the funding level was approximately 68%. Under the Pension Protection Fund regulations introduced by the Pensions Act 2004 the scheme was 93% funded; on a buy-out basis (i.e. assuming the Scheme had discontinued on the valuation date) the assets would have been approximately 57% of the amount necessary to secure all the USS benefits with an insurance company; and using the FRS17 formula as if USS was a single employer scheme, using an AA bond discount rate of 5.5% per annum based on spot yields, the actuary estimated that the funding level at 31 March 2011 was 82%.

As part of this valuation the trustees have determined, after consultation with the employers, a recovery plan to pay off the shortfall by 31 March 2021. The next formal triennial actuarial valuation is as at 31 March 2014. If experience up to that date is in line with the assumptions made for this current actuarial valuation and contributions are paid at the determined rates or amounts, the shortfall at 31 March 2014 is estimated to be £2.2 billion, equivalent to a funding level of 95%. The contribution rate will be reviewed as part of each valuation and may be reviewed more frequently.

The technical provisions relate essentially to the past service liabilities and funding levels, but it is also necessary to assess the ongoing cost of newly accruing benefits. The cost of future accrual was calculated using the same assumptions as those used to calculate the technical provisions but the allowance for promotional salary increases was not as high. Analysis has shown very variable levels of growth over and above general pay increases in recent years, and the salary growth assumption built into the cost of future accrual is based on more stable, historic, salary experience. However, when calculating the past service liabilities of the scheme, a cautionary reserve has been included, in addition, on account of the variability mentioned above.

As at the valuation date the Scheme was still a fully Final Salary Scheme for future accruals and the prevailing employer contribution rate was 16% of salaries.

Notes to the Accounts

32. Pension Schemes continued

Following UK government legislation, from 2011 statutory pension increases or revaluations are based on the Consumer Prices Index measure of price inflation. Historically these increases had been based on the Retail Prices Index measure of price inflation.

Since the previous valuation as at 31 March 2008 there have been a number of changes to the benefits provided by the scheme although these became effective from October 2011.

New entrants

Other than in specific, limited, circumstances new entrants are now provided on a Career Revalued Benefits (CRB) basis rather than a Final Salary (FS) basis.

Normal pension age

The Normal pension age was increased for future services and new entrants, to age 65.

Flexible retirement

Flexible retirement options were introduced.

Member contributions increased

Contributions were uplifted to 7.5% per annum and 6.5% per annum for FS Section members and CRB Section members respectively.

Cost sharing

If the total contribution level exceeds 23.5% of Salaries per annum, the employers will pay 65% or the excess over 23.5% and members would pay the remaining 35% to the fund as additional contributions."

Pension increase cap

For service derived after 30 September 2011, USS will match increases in official pensions for the first 5%. If official pensions increase by more than 5% then USS will pay half of the difference up to a maximum increase of 10%.

Since 31 March 2011 global investment markets have continued to fluctuate and following its peak in September 2011 inflation has declined rapidly towards the year end, although the market's assessment of inflation has remained reasonably constant. The actuary has estimated that the funding level as at 31 March 2012 under the scheme specific funding regime has fallen from 92% to 77%. This estimate is based on the funding level at 31 March 2011, allowing primarily for investment returns and changes to market conditions. These are cited as the two most significant factors affecting the funding positions which have been taken into account for the 31 March 2012 estimation.

On the FRS17 basis, using an AA bond discount rate of 4.9% per annum based on spot yields, the actuary estimated that the funding level at 31 March 2012 was 74%. An estimate of the funding level measured on a buy out basis at that date was approximately 56%.

Surpluses or deficits which arise at future valuations may impact on the institution's future contribution commitment. A deficit may require additional funding in the form of higher contribution requirements, where a surplus could, perhaps, be used to similarly reduce contribution requirements. The sensitivities regarding the principle assumptions used to measure the scheme liabilities on a technical provisions basis as at the date of the last triennial valuation are set out below:

Assumption	Change in assumption	Impact on scheme liabilities
Investment return	Decrease by 0.25%	Increase by £1.6 billion
The gap between RPI and CPI	Decrease by 0.25%	Increase by £1 billion
Rate of salary growth	Increase by 0.25%	Increase by £0.6 billion
Members live longer than assumed	1 year longer	Increase by £0.8 billion
Equity markets in isolation	Fall by 25%	Increase by £4.6 billion

Notes to the Accounts

32. Pension Schemes continued

USS is a "last man standing" scheme so that in the event of the insolvency of any of the participating employers in USS, the amount of any pension funding shortfall (which cannot otherwise be recovered) in respect of that employer will be spread across the remaining participant employers and reflected in the next actuarial valuation of the scheme.

The trustee believes that over the long-term equity investment and investment in selected alternative asset classes will provide superior returns to other investment classes. The management structure and targets set are designed to give the fund a major exposure to equities through portfolios that are diversified both geographically and by sector. The trustee recognises that it would be theoretically possible to select investments producing income flows broadly similar to the estimated liability cash flows.

However, in order to meet the long-term funding objective within a level of contributions that it considers the employers would be willing to make, the trustee needs to take on a degree of investment risk relative to the liabilities. This taking of investment risk seeks to target a greater return than the matching assets would provide whilst maintaining a prudent approach to meeting the fund's liabilities. Before deciding what degree of investment risk to take relative to the liabilities, the trustee receives advice from its internal investment team, its investment consultant and the scheme actuary, and considers the views of the employers. The positive cash flow of the scheme means that it is not necessary to realise investments to meet liabilities. The trustee believes that this, together with the ongoing flow of new entrants into the scheme and the strong covenant of the employers enables it to take a long term view of its investments. Short-term volatility of returns can be tolerated and need not feed through directly to the contribution rate although the trustee is mindful of the desirability of keeping the funding level on the scheme's technical provisions close to or above 100% thereby minimizing the risk of the introduction of deficit contributions. The actuary has confirmed that the scheme's cash flow is likely to remain positive for the next ten years or more.

CPAS

The University operates a defined benefit scheme in the UK, which is externally funded and contracted out of the State Second Pension (S2P). The assets of the scheme are held in a separate trustee-administered fund. The Scheme was closed to new entrants from 1 September 2006. A full actuarial valuation was carried out at 31 July 2011. For 2012 employer contributions were 12.4% of pensionable pay plus £395,500 per month and active members paid in at the rate of 6.0% of pensionable pay. Following the 31 July 2011 valuation employer contributions have been agreed at the rate of 16.9% of pensionable pay plus £419,500 per month from 1 August 2012. The monthly lump sum payment is to pay for the past-service shortfall over a 15 year period and will increase by 4.8% each August. The results of the actuarial valuation at 31 July 2011 have been updated to 31 July 2012 for the purposes of FRS17 valuation.

The assumptions which have the most significant effect on the result of the valuation are those relating to the rate of return on investments (i.e. the valuation rate of interest) and the rates of increase in salary and pensions. In relation to the past service liabilities, the financial assumptions were derived from market yields prevailing at the valuation date. It was assumed that the discount rate of interest would be between 4.4% and 6% per annum, salary increases would be between 2.5% and 3.4% per annum and pensions would increase between 3.0% and 3.6% per annum. The market value of the assets of the scheme was £114.7 million with past service liabilities of £194.8 million. The valuation was carried out using the projected unit method.

The total pension charge to the Income and Expenditure account for the University and its subsidiaries was:

	2012 £m	2011 £m
Contributions to USS	24.9	24.5
Charge to Income and Expenditure account re CPAS	3.2	2.4
Contributions to Other Pension Schemes (including CRSP)	2.1	2.0
Total Pensions Cost (Note 6)	30.2	28.9

Notes to the Accounts

32. Pension Schemes continued

CPAS - FRS17 Disclosure

The amounts recognised in the balance sheet are as follows:

	2012 £m	2011 £m
Present value of funded obligations	(202.7)	(165.8)
Fair value of Plan assets	121.3	112.7
Deficit	(81.4)	(53.1)

The amounts recognised in staff costs within the operating surplus are as follows:

	2012 £m	2011 £m
Current service cost	3.7	3.0
Gains on curtailments, settlements and business combinations.	0.0	0.0
Total operating charge	3.7	3.0

The amount charged to interest was as follows:

	2012 £m	2011 £m
Interest on obligation	8.7	8.2
Expected return on plan assets	(6.9)	(6.1)
Net return (note 8)	1.8	2.1

The amount recognised in the statement of total recognised gains and losses (STRGL) was as follows:

	2012 £m	2011 £m
Actual return less expected return on pension scheme assets	(0.8)	3.1
Experience gains and losses	(29.6)	(6.8)
Actuarial loss recognised in STRGL	(30.4)	(3.7)
Actual return on plan assets	6.1	9.1

Changes in the present value of the defined benefit obligation are as follows:

	2012 £m	2011 £m
Opening defined benefit obligation	165.8	152.2
Service cost	3.7	3.0
Interest cost	8.7	8.2
Plan participants' contributions	0.6	0.7
Actuarial losses	29.6	9.6
Gain on change to CPI from RPI	0.0	(2.8)
Benefits paid	(5.7)	(5.1)
Closing defined benefit obligation	202.7	165.8

Notes to the Accounts

Changes in the fair value of plan assets are as follows:

	2012 £m	2011 £m
Opening fair value of plan assets	112.7	100.6
Expected return on plan assets	6.9	6.1
Actuarial (losses) /gains	(0.8)	3.1
Employer contribution	7.6	7.4
Plan participants' contributions	0.6	0.7
Benefits paid	(5.7)	(5.2)
Fair value of plan assets at end of period	121.3	112.7

The major categories of plan assets as a percentage of total plan assets are as follows:

	2012	2011
Equities	72%	68%
Bonds	27%	25%
Property	0%	5%
Cash	1%	2%

Principal actuarial assumptions at the balance sheet date (expressed as weighted averages):

	2012	2011
Discount rate at end of year	4.40%	5.30%
Expected return on plan assets at end of year	5.35%	6.07%
Future salary increases	2.60%	3.80%
Future pension increases (pensions in payment pre 2003)	3.20%	3.40%
Future pension increases (pensions in payment post 2003)	2.60%	3.00%
Proportion of employees opting for early retirement	50.00%	50.00%
Proportion of employees commuting pension for cash	100.00%	100.00%
Future expected lifetime of pensioner at age 65:		
Male (born 1947 (2011: 1946):	22.7	21.2
Male (born 1967 (2011: 1966):	25.2	22.9
Female (born 1947 (2011: 1946):	24.5	23.4
Female (born 1967 (2011: 1966):	27.1	25.0

Amounts for the current and previous four periods are as follows:

	2012 £m	2011 £m	2010 £m	2009 £m	2008 £m
Defined benefit obligation	(202.6)	(165.8)	(152.2)	(134.4)	(121.0)
Plan assets	121.3	112.7	100.6	82.4	90.7
Deficit	(81.3)	(53.1)	(51.6)	(52.0)	30.3
Experience adjustments on plan liabilities	(29.6)	(6.8)	(11.0)	(8.5)	8.3
Experience adjustments on plan assets	(0.8)	3.1	9.0	(14.7)	(14.1)

CPAS

Following the closure of CPAS to new entrants on 1 September 2006, the University engaged Legal & General to operate a defined contribution pension scheme for the benefit of members. The Contributory Retirement Savings Plan (CRSP) is designed as the primary pension plan for members of staff who are not already in another pension scheme, but all members of staff can join CRSP. The University makes contributions equivalent to twice the employee's contribution, up to a maximum of 10%. As at 31 July 2012 the University owed £114,500 in respect of contributions to the scheme (2011: £99,000).

33. Access Funds

Funding Council grants are available solely for students: the University acts only as paying agent. The grants and related disbursements are therefore excluded from the Income and Expenditure Account.

	2012 £m	2011 £m
Balance at 1 August	0.0	0.0
Funding Council Grants	0.4	0.4
	0.4	0.4
Disbursed to Students	(0.4)	(0.4)
Balance Unspent at 31 July	0.0	0.0

34. Connected charitable institutions

The following charities are linked to the University and fall within paragraph (w) of Schedule 2 of the Charities Act 1993, and are consolidated within the Group.

Children's Play Activities Trust Fund

	2012 £000	2011 £000
Reserves		
Balance at 1 August 2011	250	228
Income in the Year	9	8
Capital (Depreciation) / Appreciation	(11)	14
Balance at 31 July 2012	248	250

Non-Operating Charities

JH Tomlin Scholarship Fund
The Dean Moore Scholarship Fund
The AF Bird Memorial Award

35. Sport England grant

Sport England has granted the University funds to provide opportunities for students to take part in sport and activity. £78,000 has been spent in the current financial year, in collaboration with Nottingham Trent University.

