



# NUsearch Release February 2018

Release date: Monday 5 February

## Table of Contents

---

<b>New functionality and content</b> .....	<b>2</b>
Nottingham research outputs collection .....	2
Missing items report form .....	5
New link to services for part time and distance learners .....	6
<b>Enhancements to existing features</b> .....	<b>7</b>
Extended search session timeout .....	7
Title search enhancement.....	8
Peer review icons.....	8
<b>Bug fixes and minor changes</b> .....	<b>9</b>
Display of full record view on Apple mobile devices.....	9
Availability statement formatting.....	9
“Did you mean” search suggestions.....	9
<b>Further information</b> .....	<b>9</b>

# New functionality and content

## Nottingham research outputs collection

We've added the university's open access research archive, **Nottingham ePrints**, as a new collection to NUsearch. This allows you to discover the latest research outputs from our staff and students in your search.

The collection contains records of over 25,000 deposited research outputs, including:

- **ePrints** of published research, such as peer-reviewed articles, conference papers, books and book chapters etc;
- **eTheses** submitted for University of Nottingham research degrees
- **eDissertations** submitted as part of University of Nottingham taught courses (full text is only accessible to logged-in UoN users).

In most instances you can click through to access a full online version. This means you can read Nottingham research even when there is no access to the published version though the library.

## Searching the collection

To find items from the collection carry out a normal **All Collections** search. Any relevant items found will appear alongside other results.

If you want to filter your results to show only Nottingham research outputs you can use the following **Collection** filters:

- Nottingham ePrints
- Nottingham eTheses
- Nottingham eDissertations

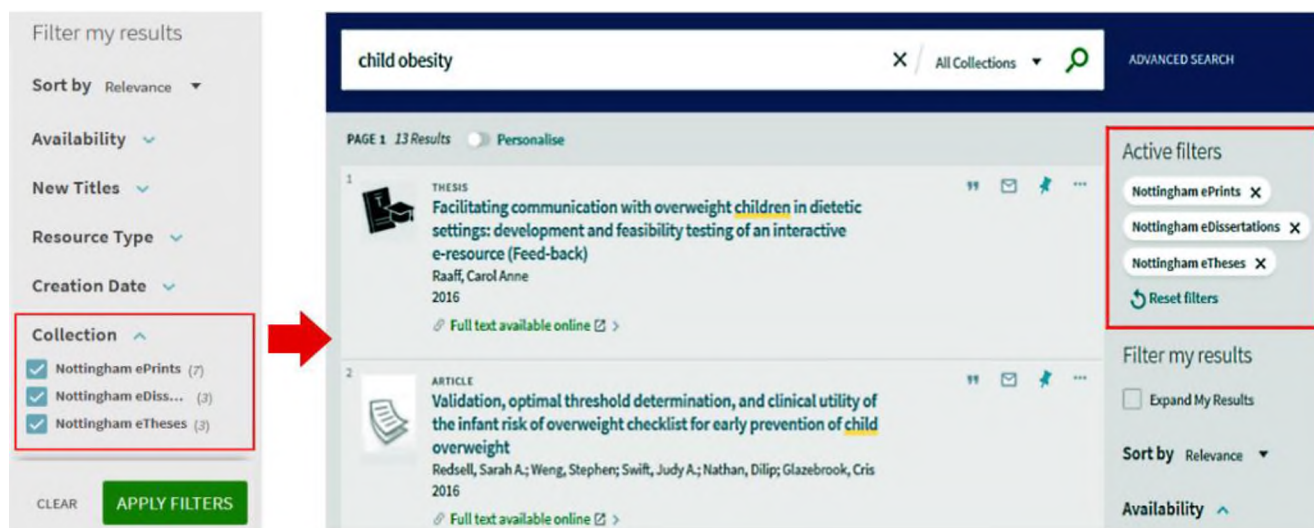


Image 1: Filtering results by Nottingham ePrints, eTheses and eDissertations collection filters

Alternatively if you want to explore just this collection there is a new **Research outputs** search available. It is a great way to discover Nottingham research.

To start a search either:

- select **Research outputs** from the drop down menu in the search box (press Enter or the Magnifying Glass if the menu is not showing); or
- start typing your search terms and then select **Research outputs** from the searches offered in the drop down.

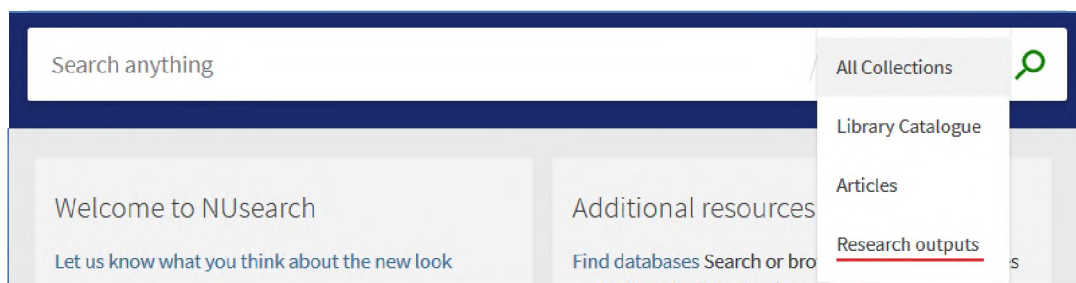


Image 2: Blank search box showing drop down menu to select “Research outputs” search

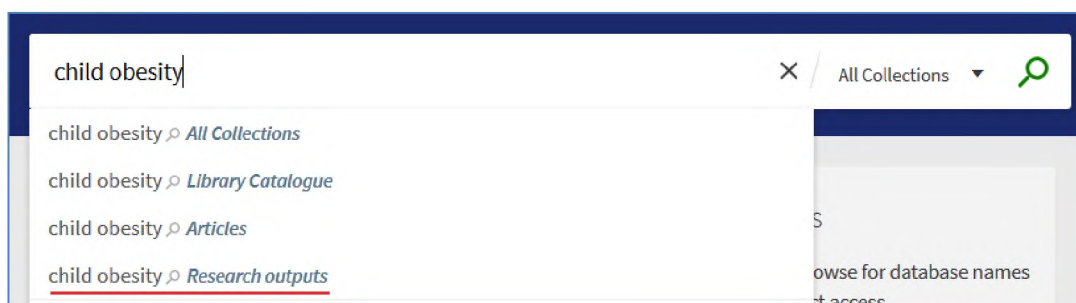



Image 3: On typing search terms shows option to select “Research outputs” search

## Search results

To find out more about a result you can view the full NUsearch record. Extra information that might prove useful includes:

- **Creative Commons licence** – if provided under a CC licence it will indicate what type with a clickable link though to the CC licence terms.
- **Description** – abstract of the work.
- **Citation** – which includes clickable green ORCID ids  for authors. These will take you to the author’s ORCID page where you can see other publications by them. To find out more about ORCID’s see the [ORCID website](#).
- **Try these links** – in the case of published works you will often find additional links to the published version which may differ from the version available in the research archive. These include the publisher URL and DOI link.

## Accessing full text

Click on the green **Full text available online** link to access the text in the Nottingham research archive.

In most cases you will be able to download a full text version. Temporary access restrictions might apply to some content prior to publication, examination or for other reasons. In these cases it will be indicated on the research archive record.

- The version presented may differ from the publisher version or the version of record. If you wish to see the published version there is normally a publisher link or DOI, although this may require a subscription if the library does not provide access.
- **eDissertations** access is only available to UoN staff and students by logging in with your university username.
- For recent **eTheses** you will need to request access by clicking on the blue **Request thesis** button. You will get an email once access has been granted.

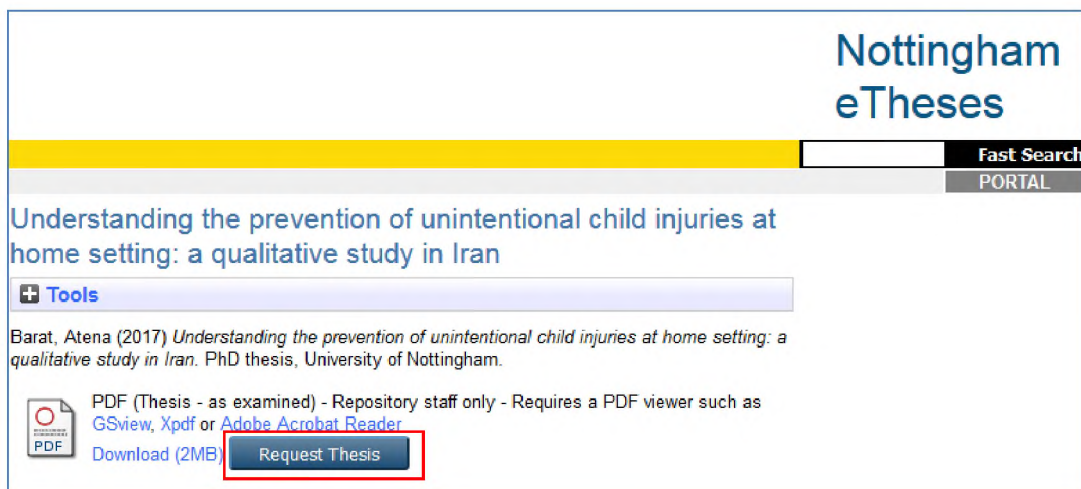


Image 4: Nottingham eTheses record showing the “Request Thesis” button to request access

## Missing items report form

If you are struggling to find a book on the shelves you can now report it missing from NUsearch.

In the full details screen for the item, go to the **Try these links** section and click on the link: **Can't find it on the shelf? Tell us**

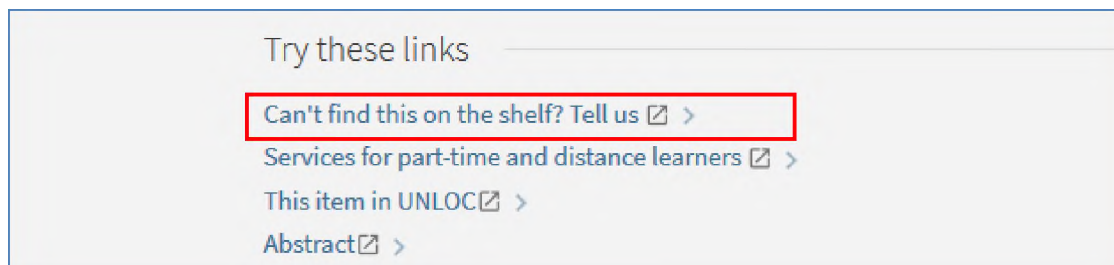


Image 5: "Can't find this on the shelf? Tell us" link located in the "Try these links" section.

This will take you to a web form to complete with information about the missing item and your contact details. Once submitted library staff will carry out checks on your behalf and let you know the outcome.

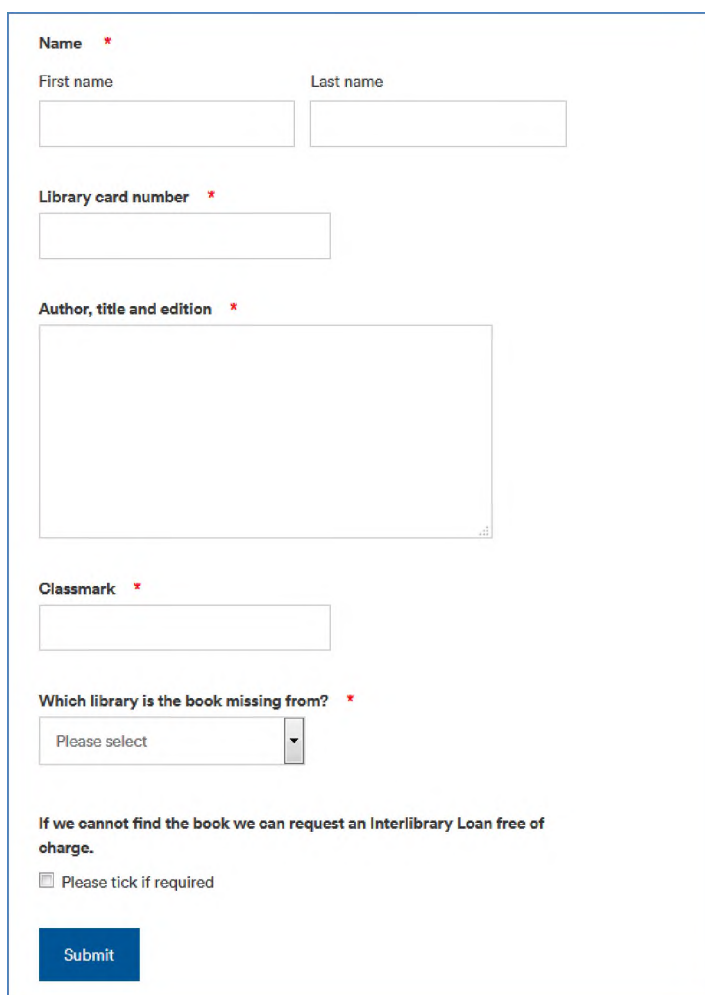
A screenshot of a web form for reporting a missing item. The form is enclosed in a blue border and contains several sections. The first section is "Name" with a red asterisk, containing two input fields for "First name" and "Last name". The second section is "Library card number" with a red asterisk, containing one input field. The third section is "Author, title and edition" with a red asterisk, containing a large text area. The fourth section is "Classmark" with a red asterisk, containing one input field. The fifth section is "Which library is the book missing from?" with a red asterisk, containing a dropdown menu with "Please select" and a downward arrow. Below this is a note: "If we cannot find the book we can request an Interlibrary Loan free of charge." followed by a checkbox labeled "Please tick if required". At the bottom of the form is a blue "Submit" button.

Image 6: Form to complete to report a missing item

## New link to services for part time and distance learners

We've added a link to useful services for part time and distance learners in the **Try these links** section of the full details screen.

Click on the link: **Services for part-time and distance learners**.

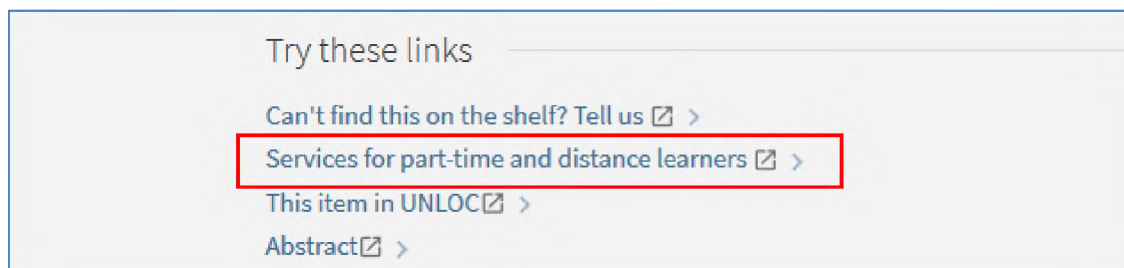


Image 7: "Services for part-time and distance learners" link located in the "Try these links" section.

This will take you to our website where you'll find details of the services we offer that can help with accessing your NUsearch results. These include:

- **Copy scan direct** – you can request scanned articles from our collections where we don't have electronic access.
- **Postal loans** – you can request books to be posted to your UK address.

These services are available for part-time staff, students, distance learners and those on placement. They are available in most of our libraries but do not include short loan books.

## Enhancements to existing features

---

### Extended search session timeout

We've extended the session timeout for signed-in users from 30 minutes to **two hours** so you don't need to sign-in so frequently and to help preserve your searches longer.

When a session times out due to inactivity, the system will continue to display the current page. Upon your next action, the system will sign you out, refresh and display the NUsearch home page, and prompt you to sign in again. Any existing searches you have open will be reset and your search history cleared.

Remember, you can always save important searches and results to **My Favourites** so you can access them between search sessions.

- To save a search click on **Save query** which appears above your search results.

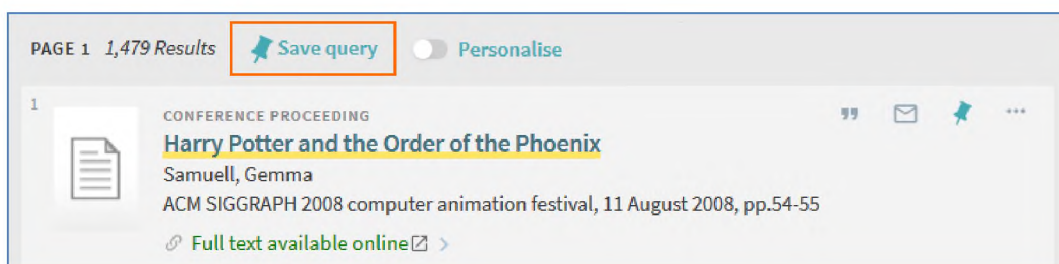


Image 8: Shows the option to "Save query" above search results to save your search

- To save a result click on the **Pin symbol** next to an item in your search results.

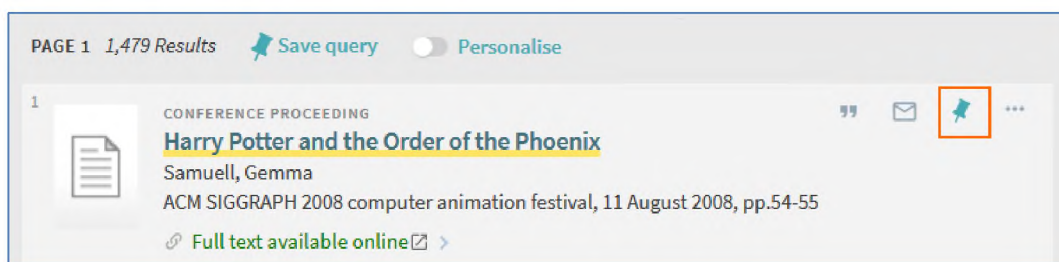


Image 9: A search result showing the Pin symbol to save the record

To view your saved records and searches click on the **Pin symbol** in the top right hand corner of the NUsearch screen.

## Title search enhancement

The title search has been changed so that the **ampersand character (&)** is treated the same as the word “and” in phrase searches. Previously the character “&” was treated as a special character, which could lead to issues with known title searches.

For example, a short journal title search for **Obstetrics & Gynecology** will now return the “Obstetrics and Gynaecology” journal at the top of your results:

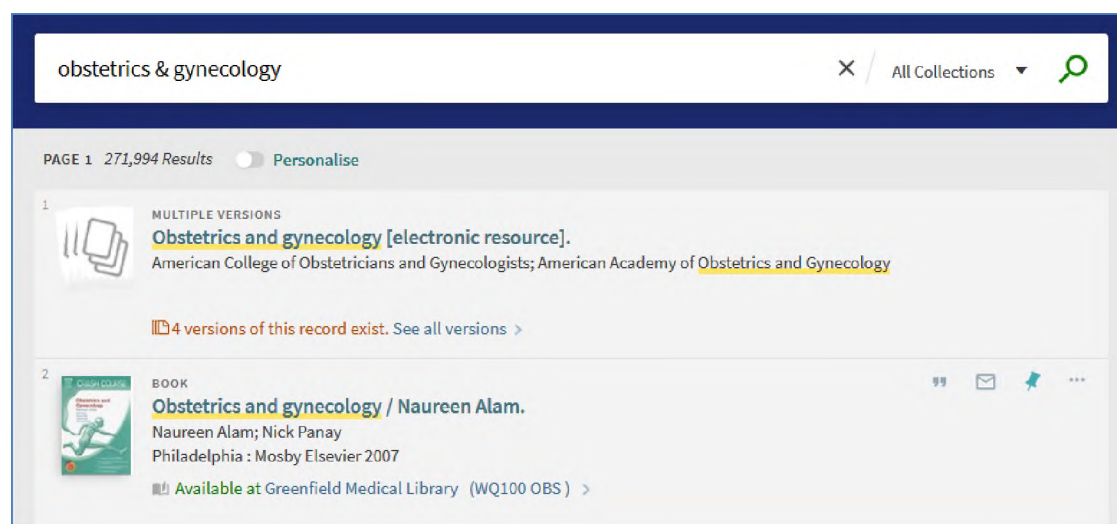


Image 10: Search for “Obstetrics & Gynecology” finding results with titles: Obstetrics and gynecology

## Peer review icons

This enhancement increases the visibility and accessibility of peer-reviewed documents by replacing a text-only indication with a more visible icon in your search results.

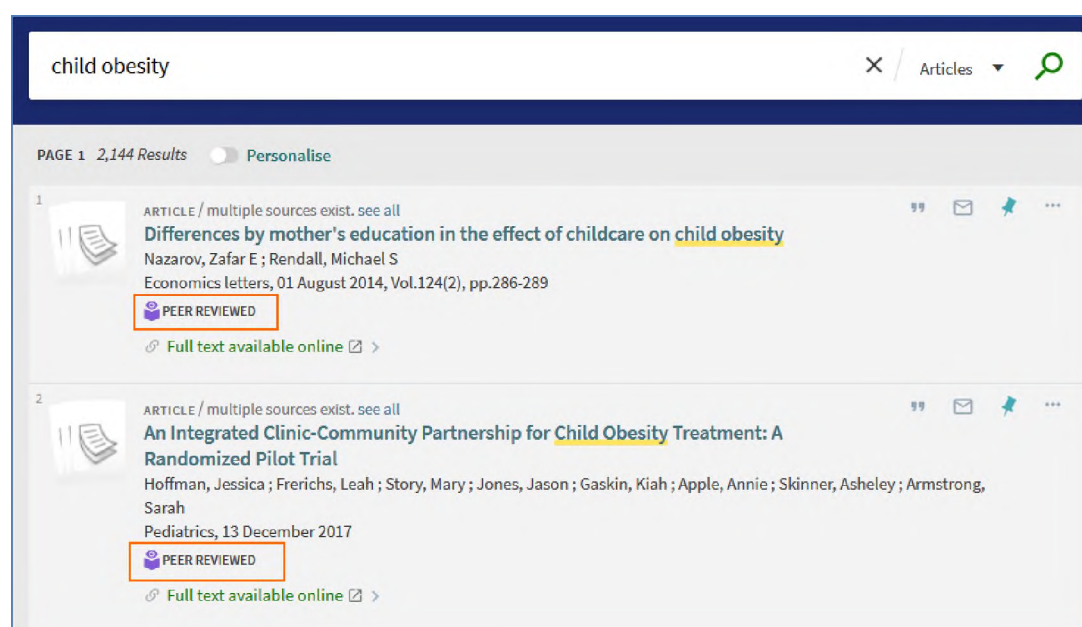


Image 11: Search results on child obesity with the new Peer reviewed icon displayed



## Bug fixes and minor changes

---

### Display of full record view on Apple mobile devices

Since the upgrade to Apple iOS 11, the full record view on mobile devices running this operating system did not open correctly. This has now been fixed

### Availability statement formatting

When a book is available in more than one branch this is indicated with the statement “and other locations” at the end of the availability statement. This appeared without a leading space, but has now been reformatted to display correctly as shown below.



Image 12: Shows a book with a correctly formatted availability statement indicating other locations

### “Did you mean” search suggestions

The system did not include “did you mean” suggestions and results for **All Collections** searches that returned more than 50 results. Did you mean suggestions are where an alternative search term is provided to search on, often when you have mistyped a word.

This restriction has been removed so it will be applied to all searches.

## Further information

---

Full details of all the functionality deployed in the NUsearch (Primo) February release, including bug fixes, can be found on the Ex Libris website:

[February 2018 Release Notes](#)

[February 2018 Highlights](#)

Please note there may be features listed which either do not apply to us, or which will be implemented in future releases.