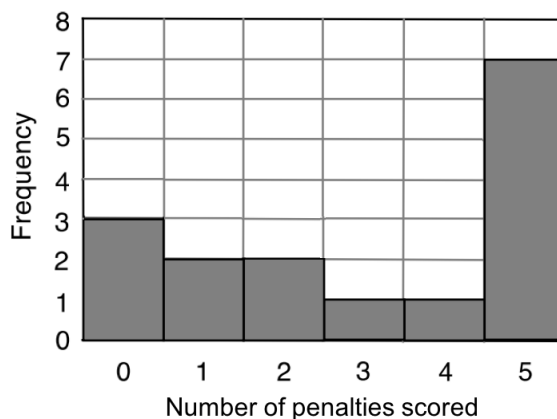


Penalty Shoot-Out

The bar chart represents the outcome of a penalty shoot-out competition. Each person in the competition was allowed five shots at the goal. The graph shows, for example, that two people only scored one penalty with their five shots.



- a. How many people were involved in the shoot-out? Show how you obtain your answer.

.....

.....

- b. Complete the table with values and explain how you calculate each answer.

Mode number of penalties scored
Median number of penalties scored
Mean number of penalties scored
Range of the number of penalties scored

- c. Rob says,

“There were more than double the number of people that scored 5 penalties than scored 0 penalties”.

Is Rob correct? Give a reason for your answer.

.....

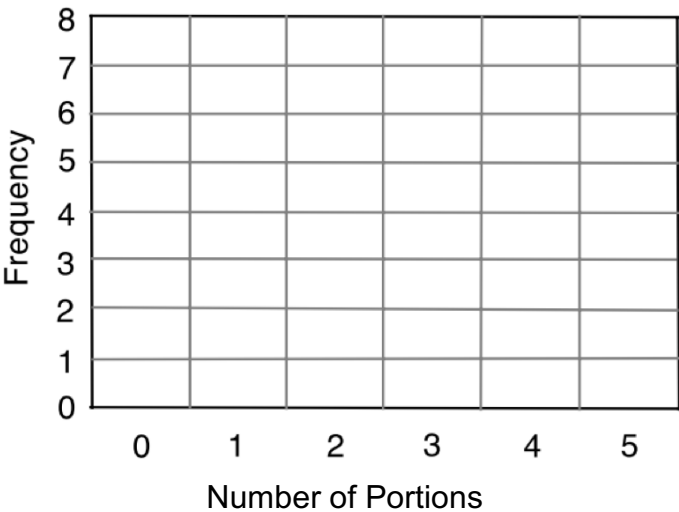
.....

Statistics Tables (S1 – S8)

S1 <table> <tr> <td>Mode number of portions</td><td>3</td></tr> <tr> <td>Median number of portions</td><td>3</td></tr> <tr> <td>Mean number of portions</td><td>2</td></tr> <tr> <td>Range of number of portions</td><td>3</td></tr> </table>	Mode number of portions	3	Median number of portions	3	Mean number of portions	2	Range of number of portions	3	S2 <table> <tr> <td>Mode number of portions</td><td>0</td></tr> <tr> <td>Median number of portions</td><td></td></tr> <tr> <td>Mean number of portions</td><td>2.5</td></tr> <tr> <td>Range of number of portions</td><td>5</td></tr> </table>	Mode number of portions	0	Median number of portions		Mean number of portions	2.5	Range of number of portions	5
Mode number of portions	3																
Median number of portions	3																
Mean number of portions	2																
Range of number of portions	3																
Mode number of portions	0																
Median number of portions																	
Mean number of portions	2.5																
Range of number of portions	5																
S3 <table> <tr> <td>Mode number of portions</td><td>3</td></tr> <tr> <td>Median number of portions</td><td>3</td></tr> <tr> <td>Mean number of portions</td><td>3</td></tr> <tr> <td>Range of number of portions</td><td></td></tr> </table>	Mode number of portions	3	Median number of portions	3	Mean number of portions	3	Range of number of portions		S4 <table> <tr> <td>Mode number of portions</td><td></td></tr> <tr> <td>Median number of portions</td><td>1</td></tr> <tr> <td>Mean number of portions</td><td>2</td></tr> <tr> <td>Range of number of portions</td><td>5</td></tr> </table>	Mode number of portions		Median number of portions	1	Mean number of portions	2	Range of number of portions	5
Mode number of portions	3																
Median number of portions	3																
Mean number of portions	3																
Range of number of portions																	
Mode number of portions																	
Median number of portions	1																
Mean number of portions	2																
Range of number of portions	5																
S5 <table> <tr> <td>Mode number of portions</td><td>2</td></tr> <tr> <td>Median number of portions</td><td>2</td></tr> <tr> <td>Mean number of portions</td><td></td></tr> <tr> <td>Range of number of portions</td><td>4</td></tr> </table>	Mode number of portions	2	Median number of portions	2	Mean number of portions		Range of number of portions	4	S6 <table> <tr> <td>Mode number of portions</td><td>3</td></tr> <tr> <td>Median number of portions</td><td>2</td></tr> <tr> <td>Mean number of portions</td><td></td></tr> <tr> <td>Range of number of portions</td><td>3</td></tr> </table>	Mode number of portions	3	Median number of portions	2	Mean number of portions		Range of number of portions	3
Mode number of portions	2																
Median number of portions	2																
Mean number of portions																	
Range of number of portions	4																
Mode number of portions	3																
Median number of portions	2																
Mean number of portions																	
Range of number of portions	3																
S7 <table> <tr> <td>Mode number of portions</td><td>2</td></tr> <tr> <td>Median number of portions</td><td>1.5</td></tr> <tr> <td>Mean number of portions</td><td></td></tr> <tr> <td>Range of number of portions</td><td>5</td></tr> </table>	Mode number of portions	2	Median number of portions	1.5	Mean number of portions		Range of number of portions	5	S8 <table> <tr> <td>Mode number of portions</td><td>2</td></tr> <tr> <td>Median number of portions</td><td>2</td></tr> <tr> <td>Mean number of portions</td><td>3</td></tr> <tr> <td>Range of number of portions</td><td>3</td></tr> </table>	Mode number of portions	2	Median number of portions	2	Mean number of portions	3	Range of number of portions	3
Mode number of portions	2																
Median number of portions	1.5																
Mean number of portions																	
Range of number of portions	5																
Mode number of portions	2																
Median number of portions	2																
Mean number of portions	3																
Range of number of portions	3																

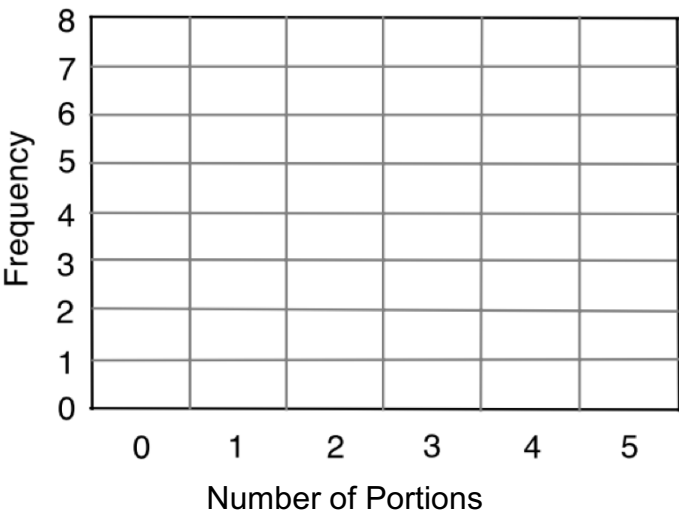
Data Summary Sheet

Number of Portions	Frequency
0	
1	
2	
3	
4	
5	

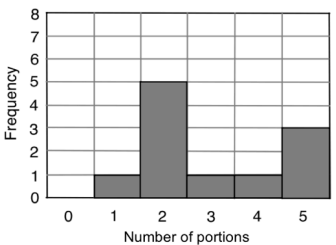
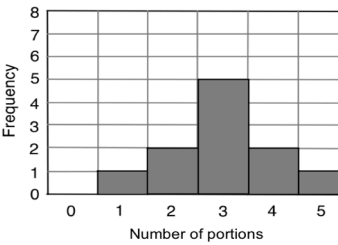
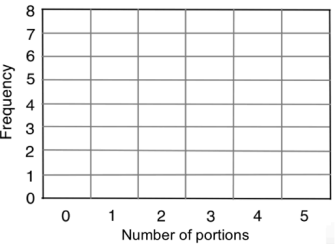
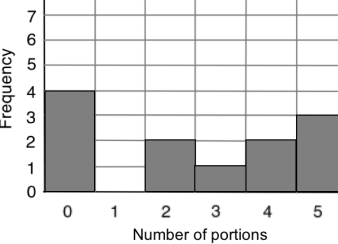
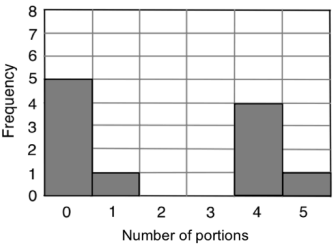
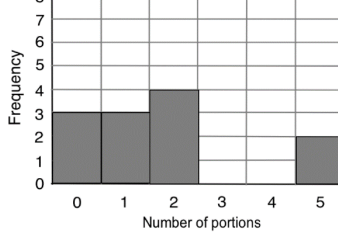
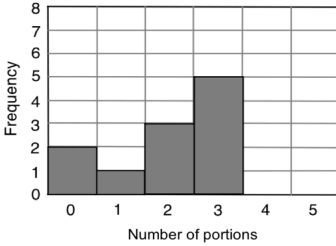
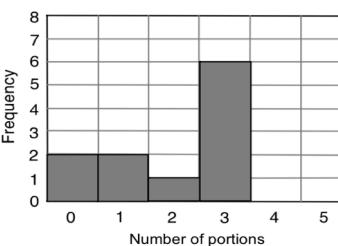


Data Summary Sheet

Number of Portions	Frequency
0	
1	
2	
3	
4	
5	



L5 Card Template

<div>B1</div>  <table><caption>Data for B1</caption><thead><tr><th>Number of portions</th><th>Frequency</th></tr></thead><tbody><tr><td>1</td><td>1</td></tr><tr><td>2</td><td>5</td></tr><tr><td>3</td><td>1</td></tr><tr><td>4</td><td>1</td></tr><tr><td>5</td><td>3</td></tr></tbody></table>	Number of portions	Frequency	1	1	2	5	3	1	4	1	5	3		Working Out	<div>B5</div>  <table><caption>Data for B5</caption><thead><tr><th>Number of portions</th><th>Frequency</th></tr></thead><tbody><tr><td>1</td><td>1</td></tr><tr><td>2</td><td>2</td></tr><tr><td>3</td><td>5</td></tr><tr><td>4</td><td>2</td></tr><tr><td>5</td><td>1</td></tr></tbody></table>	Number of portions	Frequency	1	1	2	2	3	5	4	2	5	1		Working Out
Number of portions	Frequency																												
1	1																												
2	5																												
3	1																												
4	1																												
5	3																												
Number of portions	Frequency																												
1	1																												
2	2																												
3	5																												
4	2																												
5	1																												
<div>B2</div> 		<div>B6</div>  <table><caption>Data for B6</caption><thead><tr><th>Number of portions</th><th>Frequency</th></tr></thead><tbody><tr><td>0</td><td>4</td></tr><tr><td>2</td><td>2</td></tr><tr><td>3</td><td>1</td></tr><tr><td>4</td><td>2</td></tr><tr><td>5</td><td>3</td></tr></tbody></table>	Number of portions	Frequency	0	4	2	2	3	1	4	2	5	3															
Number of portions	Frequency																												
0	4																												
2	2																												
3	1																												
4	2																												
5	3																												
<div>B3</div>  <table><caption>Data for B3</caption><thead><tr><th>Number of portions</th><th>Frequency</th></tr></thead><tbody><tr><td>0</td><td>5</td></tr><tr><td>1</td><td>1</td></tr><tr><td>4</td><td>4</td></tr><tr><td>5</td><td>1</td></tr></tbody></table>	Number of portions	Frequency	0	5	1	1	4	4	5	1		<div>B7</div>  <table><caption>Data for B7</caption><thead><tr><th>Number of portions</th><th>Frequency</th></tr></thead><tbody><tr><td>0</td><td>3</td></tr><tr><td>1</td><td>3</td></tr><tr><td>2</td><td>4</td></tr><tr><td>5</td><td>2</td></tr></tbody></table>	Number of portions	Frequency	0	3	1	3	2	4	5	2							
Number of portions	Frequency																												
0	5																												
1	1																												
4	4																												
5	1																												
Number of portions	Frequency																												
0	3																												
1	3																												
2	4																												
5	2																												
<div>B4</div>  <table><caption>Data for B4</caption><thead><tr><th>Number of portions</th><th>Frequency</th></tr></thead><tbody><tr><td>0</td><td>2</td></tr><tr><td>1</td><td>1</td></tr><tr><td>2</td><td>3</td></tr><tr><td>3</td><td>5</td></tr></tbody></table>	Number of portions	Frequency	0	2	1	1	2	3	3	5		<div>B8</div>  <table><caption>Data for B8</caption><thead><tr><th>Number of portions</th><th>Frequency</th></tr></thead><tbody><tr><td>0</td><td>2</td></tr><tr><td>1</td><td>2</td></tr><tr><td>2</td><td>1</td></tr><tr><td>3</td><td>6</td></tr></tbody></table>	Number of portions	Frequency	0	2	1	2	2	1	3	6							
Number of portions	Frequency																												
0	2																												
1	1																												
2	3																												
3	5																												
Number of portions	Frequency																												
0	2																												
1	2																												
2	1																												
3	6																												

