

Sex, Pregnancy and Relationships

Messages including a word from the topic: 29,941

Percentage of total Messages: 26

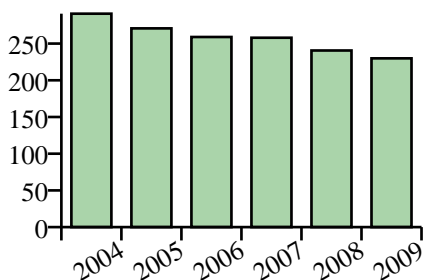
Types in Topic: 166

Tokens in Topic: 62,804

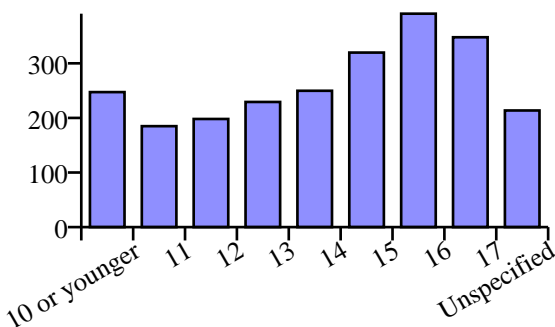
Words used for topic sketch



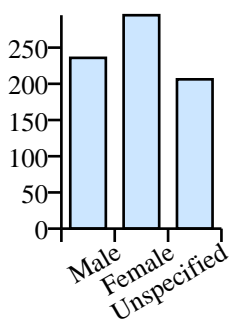
Distribution by year
(normalised per 1,000 messages)



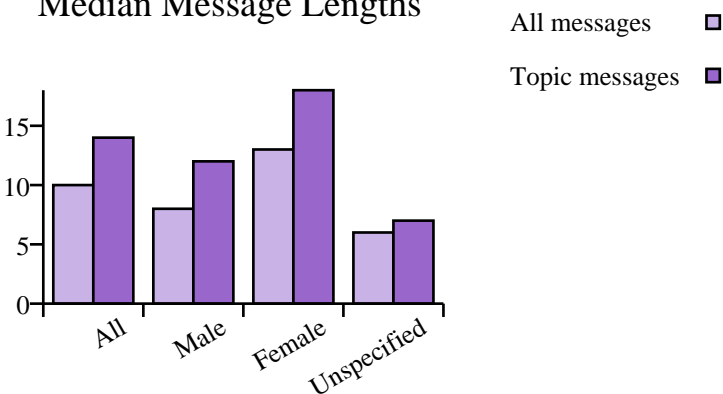
Distribution by age
(normalised per 1,000 messages)



Distribution by gender
(normalised per 1,000 messages)



Median Message Lengths



Corpus Totals	Messages		Words		Median Message Lengths	
	Raw	Normalised per 1,000 messages	Raw	Normalised per 100,000 words	Containing topic	All
		113,480		2,217,919		10

Years	Messages		Words		Median Message Lengths	
	Raw	Normalised per 1,000 messages	Raw	Normalised per 100,000 words	Containing topic	All
2004	7158	290.71	11102	2,208.06	14	10
2005	6716	270.70	10704	2,129.44	15	10
2006	5532	258.96	8701	2,117.40	15	10
2007	5307	257.95	8051	2,048.10	14	9
2008	3252	240.56	4804	1,946.46	14	9
2009	1976	229.87	3077	1,903.73	14	9

Ages	Messages		Words		Median Message Lengths	
	Raw	Normalised per 1,000 messages	Raw	Normalised per 100,000 words	Containing topic	All
10 or younger	1295	247.27	1594	2,260.09	11	9
11	888	184.88	1162	1,428.30	10	10
12	2425	198.05	3032	1,481.93	10	9
13	4895	229.23	6526	1,710.75	11	9
14	5320	249.71	7865	1,848.39	15	10
15	4352	319.69	7697	2,260.27	21	13
16	3437	390.92	6621	2,559.37	24	16
17	4528	347.74	8319	2,657.43	20	11
unspecified	2801	213.62	3623	2,547.99	8	6

Gender	Messages		Words		Median Message Lengths	
	Raw	Normalised per 1,000 messages	Raw	Normalised per 100,000 words	Containing topic	All
Male	9865	235.83	13489	2,021.49	12	8
Female	17650	294.73	30010	2,080.00	18	13
Unspecified	2426	206.18	2940	2,725.80	7	6