

Smoking, Drugs and Alcohol

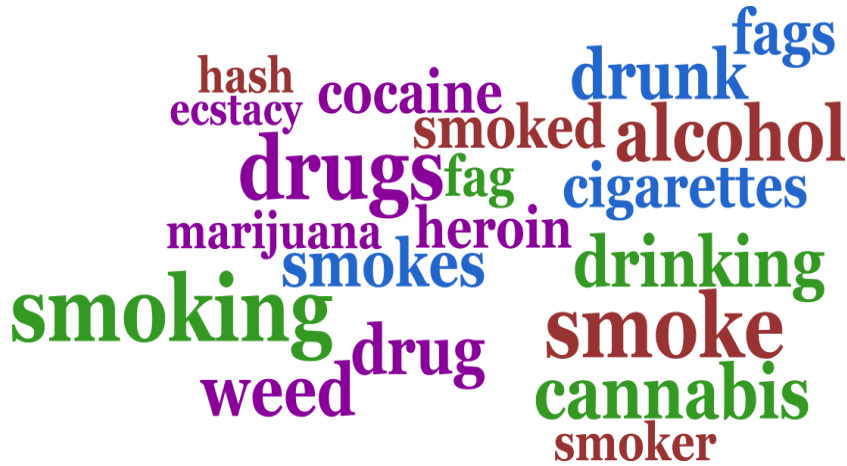
Messages including a word from the topic: 8,083

Percentage of total Messages: 7

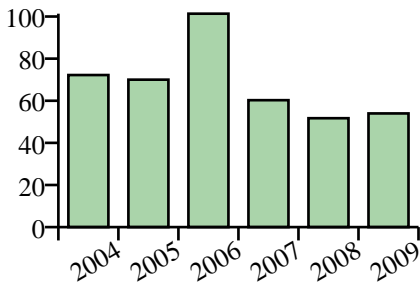
Types in Topic: 46

Tokens in Topic: 11,796

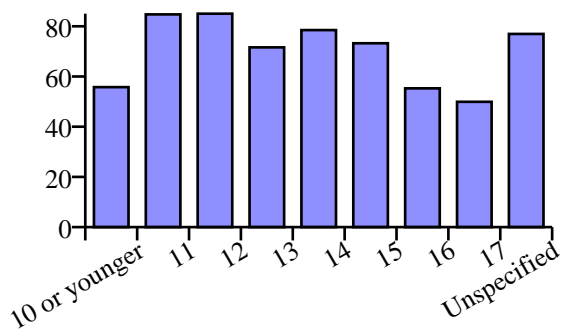
Words used for topic sketch



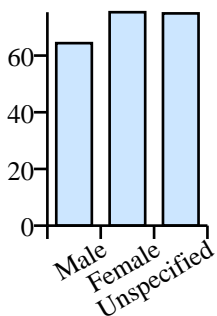
Distribution by year
(normalised per 1,000 messages)



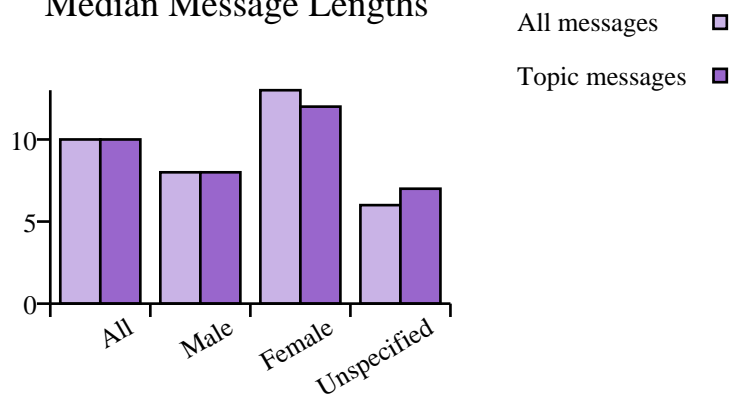
Distribution by age
(normalised per 1,000 messages)



Distribution by gender
(normalised per 1,000 messages)



Median Message Lengths



Corpus Totals	Messages		Words		Median Message Lengths	
	Raw	Normalised per 1,000 messages	Raw	Normalised per 100,000 words	Containing topic	All
	113,480		2,217,919		10	

Years	Messages		Words		Median Message Lengths	
	Raw	Normalised per 1,000 messages	Raw	Normalised per 100,000 words	Containing topic	All
2004	1778	72.21	2380	473.35	10	10
2005	1737	70.01	2282	453.97	10	10
2006	2165	101.34	2860	695.98	10	10
2007	1240	60.27	1634	415.67	10	9
2008	699	51.70	984	398.69	10	9
2009	464	53.97	589	364.41	9	9

Ages	Messages		Words		Median Message Lengths	
	Raw	Normalised per 1,000 messages	Raw	Normalised per 100,000 words	Containing topic	All
10 or younger	292	55.75	359	509.01	10	9
11	407	84.73	564	693.25	9	10
12	1041	85.02	1296	633.43	10	9
13	1529	71.60	1986	520.62	10	9
14	1672	78.48	2218	521.26	10	10
15	997	73.23	1359	399.07	12	13
16	486	55.27	743	287.20	14	16
17	650	49.91	951	303.78	11	11
unspecified	1009	76.95	1253	881.21	8	6

Gender	Messages		Words		Median Message Lengths	
	Raw	Normalised per 1,000 messages	Raw	Normalised per 100,000 words	Containing topic	All
Male	2693	64.37	3614	541.60	8	8
Female	4509	75.29	6067	420.50	12	13
Unspecified	881	74.87	1048	971.64	7	6