

Weight and Eating

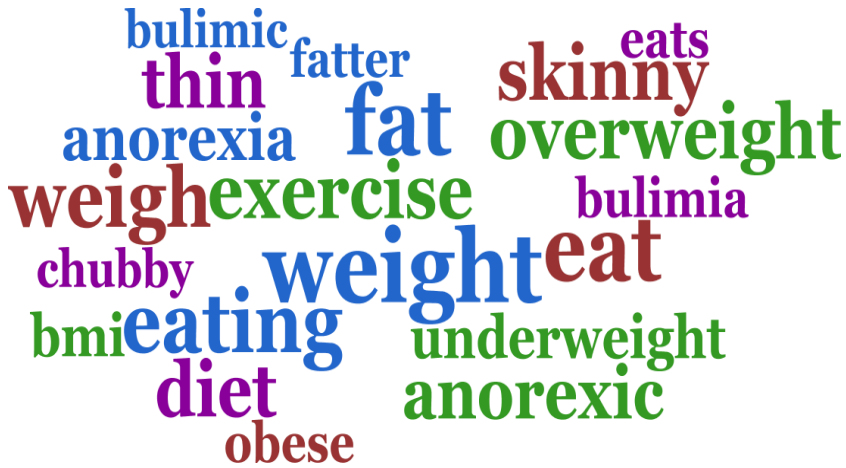
Messages including a word from the topic: 6,477

Percentage of total Messages: 5

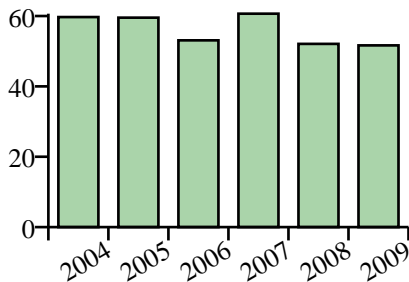
Types in Topic: 40

Tokens in Topic: 12,703

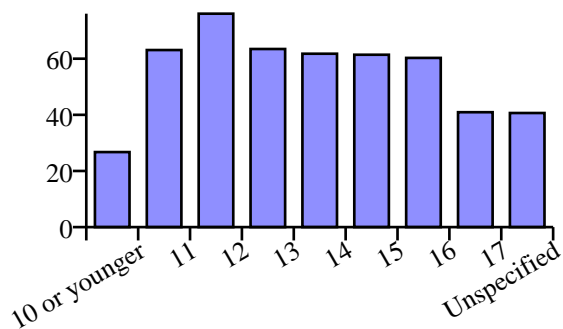
Words used for topic sketch



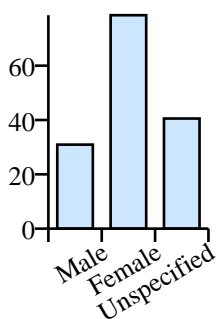
Distribution by year
(normalised per 1,000 messages)



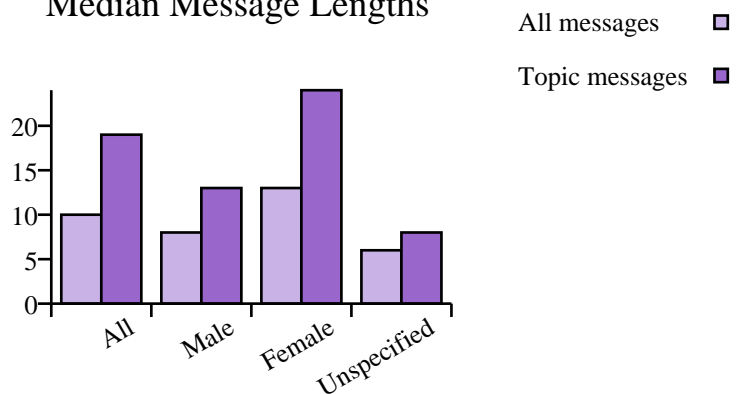
Distribution by age
(normalised per 1,000 messages)



Distribution by gender
(normalised per 1,000 messages)



Median Message Lengths



Corpus Totals	Messages		Words		Median Message Lengths	
	Raw	Normalised per 1,000 messages	Raw	Normalised per 100,000 words	Containing topic	All
	113,480		2,217,919		10	

Years	Messages		Words		Median Message Lengths	
	Raw	Normalised per 1,000 messages	Raw	Normalised per 100,000 words	Containing topic	All
2004	1470	59.70	2683	533.61	19	10
2005	1477	59.53	2701	537.33	21	10
2006	1134	53.08	2059	501.06	19	10
2007	1248	60.66	2239	569.58	18	9
2008	704	52.07	1263	511.73	18	9
2009	444	51.65	811	501.76	19	9

Ages	Messages		Words		Median Message Lengths	
	Raw	Normalised per 1,000 messages	Raw	Normalised per 100,000 words	Containing topic	All
10 or younger	140	26.73	172	243.87	14	9
11	303	63.08	487	598.61	16	10
12	931	76.03	1610	786.90	15	9
13	1355	63.45	2512	658.50	19	9
14	1316	61.77	2425	569.91	20	10
15	836	61.41	1691	496.57	28	13
16	530	60.28	1206	466.18	32	16
17	533	40.93	948	302.83	34	11
unspecified	533	40.64	705	495.81	9	6

Gender	Messages		Words		Median Message Lengths	
	Raw	Normalised per 1,000 messages	Raw	Normalised per 100,000 words	Containing topic	All
Male	1294	30.93	1891	283.39	13	8
Female	4706	78.58	9276	642.92	24	13
Unspecified	477	40.54	589	546.08	8	6