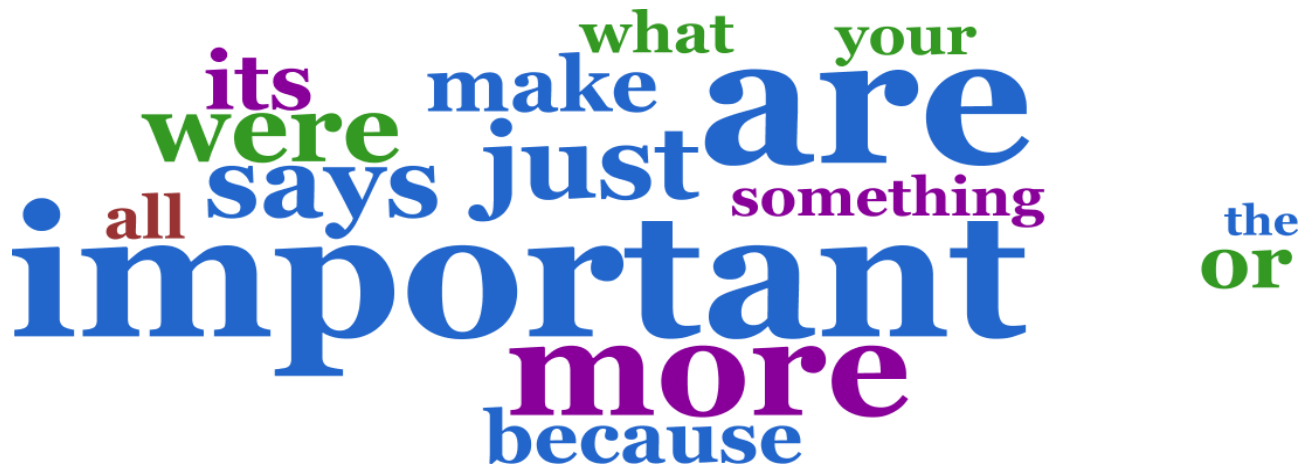


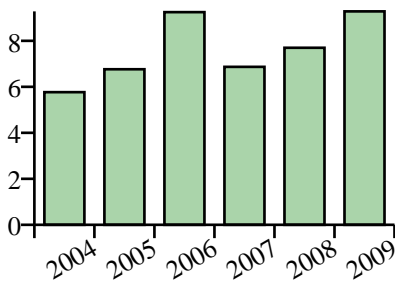
Hormones

Total Messages: 151
Frequency per 1,000 messages: 1.33
Total Words: 162
Frequency per 100,000 words: 7.30
Log-likelihood against BNC: 606.68
Classification: Body Changes

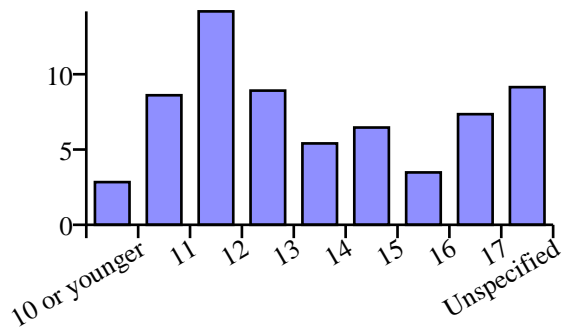
Collocates (+/-4 words)



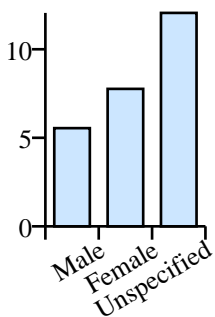
Distribution by year
(normalised per 100,000 words)



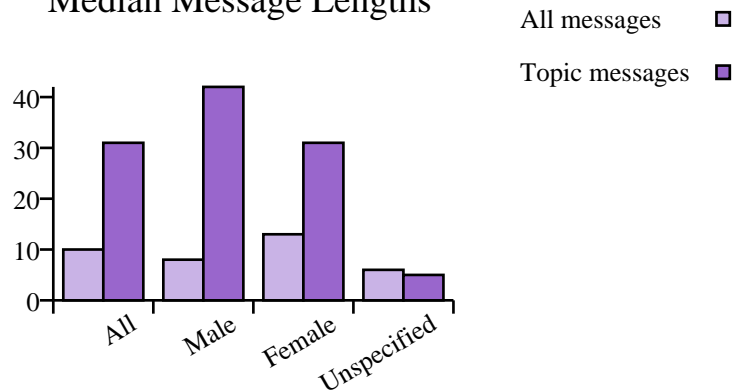
Distribution by age
(normalised per 100,000 words)



Distribution by gender
(normalised per 100,000 words)



Median Message Lengths



Sample KWIC Lines

It seems more hormones. I lost my parents
I get more male hormones and that's the reason
post is it the hormones or a
Please say it's hormones!!!
want to change my hormones to a boy's of
why's this? is it hormones?
be deficient in growth hormones. How do I know
body didn't produce the hormones that were needed or
sun damage or my hormones or something else, can
nipple. Is this just hormones. I hope it's not
is because of my hormones. Are they
boys and also hormones are stronger girls or
friends think it's just hormones and a phase I'm
worried that the hormones in those pills will
it because of my hormones? will I grow out
something wrong with my hormones?
(I know all hormones and puberty) but
can smell all your hormones when you have your
get my sperm and hormones?
Do growth hormones make people have more

Frequent Clusters

Cluster	Adjusted Frequency
my hormones	24
what are hormones	18
hormones and	15
the hormones	9
sex hormones	7
just hormones	7
my hormones are	6
hormones i	6
with hormones	6
is it just my hormones	5
hormones important	5
your hormones	5
hormones that	5
hormones or	5
hormones but	5
hormones are	3
just my hormones	1

Corpus Totals	Messages		Words		Median Message Lengths	
	Raw	Normalised per 1,000 messages	Raw	Normalised per 100,000 words	Containing word	All
		113,480		2,217,919		10

Years	Messages		Words		Median Message Lengths	
	Raw	Normalised per 1,000 messages	Raw	Normalised per 100,000 words	Containing word	All
2004	26	1.05	29	5.76	48	10
2005	32	1.28	34	6.76	31	10
2006	35	1.63	38	9.24	33	10
2007	26	1.26	27	6.86	28	9
2008	18	1.33	19	7.69	35	9
2009	14	1.62	15	9.28	10	9

Ages	Messages		Words		Median Message Lengths	
	Raw	Normalised per 1,000 messages	Raw	Normalised per 100,000 words	Containing word	All
10 or younger	2	0.38	2	2.83	30	9
11	7	1.45	7	8.60	21	10
12	27	2.20	29	14.17	10	9
13	33	1.54	34	8.91	13	9
14	22	1.03	23	5.40	62	10
15	19	1.39	22	6.46	50	13
16	9	1.02	9	3.47	86	16
17	19	1.45	23	7.34	61	11
unspecified	13	0.99	13	9.14	5	6

Gender	Messages		Words		Median Message Lengths	
	Raw	Normalised per 1,000 messages	Raw	Normalised per 100,000 words	Containing word	All
Male	33	0.78	37	5.54	42	8
Female	105	1.75	112	7.76	31	13
Unspecified	13	1.10	13	12.05	5	6