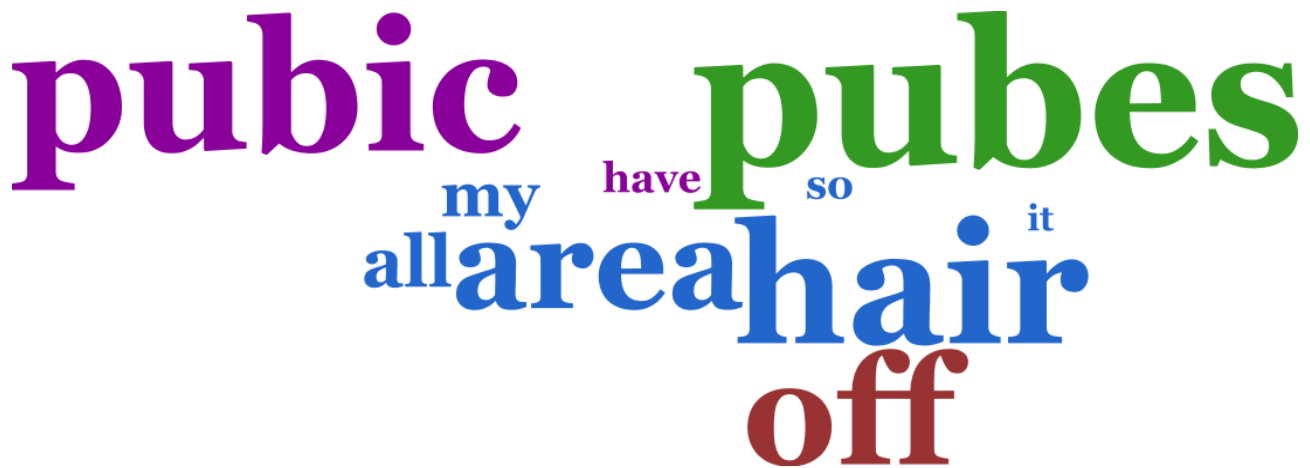


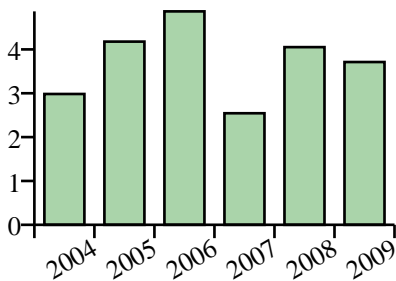
# Shaved

**Total Messages:** 72  
**Frequency per 1,000 messages:** 0.63  
**Total Words:** 82  
**Frequency per 100,000 words:** 3.69  
**Log-likelihood against BNC:** 236.04  
**Classification:** Body Changes

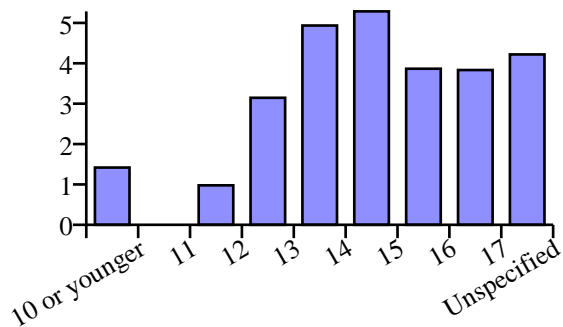
Collocates (+/-4 words)



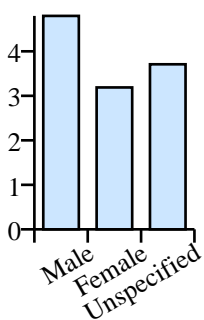
**Distribution by year**  
(normalised per 100,000 words)



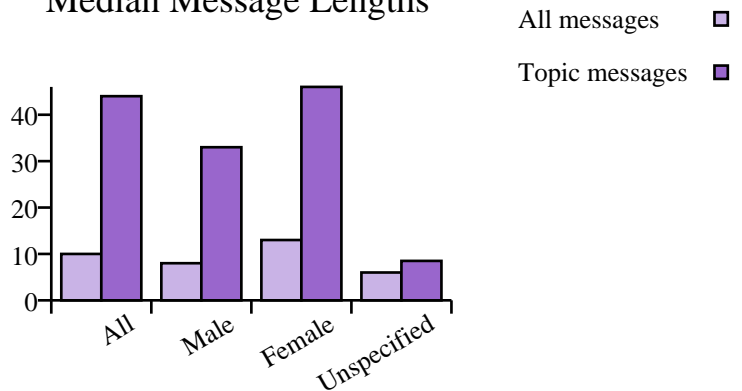
**Distribution by age**  
(normalised per 100,000 words)



**Distribution by gender**  
(normalised per 100,000 words)



**Median Message Lengths**



## Sample KWIC Lines

i shaved ma fanny and its  
 find a girl has shaved ALL of 'down  
 hello, i shaved the top of my  
 or because I just shaved down their and then  
 this i had shaved the pubic hair surrounding  
 I shaved with a razor under  
 a virgin that has shaved with my mum's razor  
 them also when i shaved them once i snipped  
 shaved pubic hair think iv  
 young age and have shaved the area for quite  
 while so recently i shaved and i have come  
 I have just shaved my front bottom (pussy)  
 wondering when you have shaved your pubic hair, can  
 prefer it if its shaved?  
 i just shaved around my previent area  
 the other day i shaved my pubes for a  
 is a probkem i shaved my pubic hair to  
 better if girls are shaved on their  
 both of my eyebrows shaved off in a sleepover  
 It. But I haven't Shaved My Downstairs As I

## Frequent Clusters

Cluster	Adjusted Frequency
i shaved	11
i shaved my	8
i have shaved my	6
shaved the	6
shaved my pubes	6
shaved my	5
shaved off	5
shaved my pubic	5
i shaved it off	5
have shaved	5
i have shaved	5
i shaved it	3
shaved it	1

Corpus Totals	Messages		Words		Median Message Lengths	
	Raw	Normalised per 1,000 messages	Raw	Normalised per 100,000 words	Containing word	All
		113,480		2,217,919		10

Years	Messages		Words		Median Message Lengths	
	Raw	Normalised per 1,000 messages	Raw	Normalised per 100,000 words	Containing word	All
2004	14	0.56	15	2.98	45	10
2005	19	0.76	21	4.17	49	10
2006	16	0.74	20	4.86	45	10
2007	8	0.38	10	2.54	47	9
2008	9	0.66	10	4.05	17	9
2009	6	0.69	6	3.71	38	9

Ages	Messages		Words		Median Message Lengths	
	Raw	Normalised per 1,000 messages	Raw	Normalised per 100,000 words	Containing word	All
10 or younger	1	0.19	1	1.41	66	9
11	0	0.0	0	0.0	0	10
12	2	0.16	2	0.97	51	9
13	10	0.46	12	3.14	36	9
14	21	0.98	21	4.93	25	10
15	15	1.10	18	5.28	50	13
16	8	0.90	10	3.86	45	16
17	9	0.69	12	3.83	97	11
unspecified	6	0.45	6	4.21	29	6

Gender	Messages		Words		Median Message Lengths	
	Raw	Normalised per 1,000 messages	Raw	Normalised per 100,000 words	Containing word	All
Male	27	0.64	32	4.79	33	8
Female	41	0.68	46	3.18	46	13
Unspecified	4	0.33	4	3.70	8	6