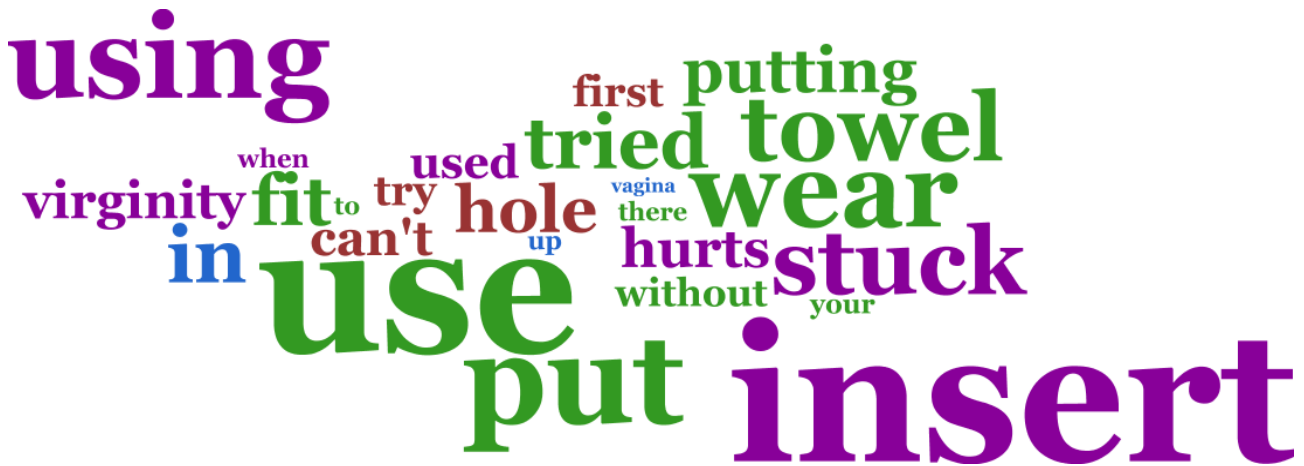


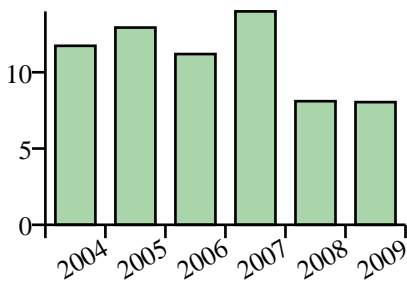
Tampon

Total Messages: 230
Frequency per 1,000 messages: 2.02
Total Words: 258
Frequency per 100,000 words: 11.63
Log-likelihood against BNC: 1784.57
Classification: Body Changes

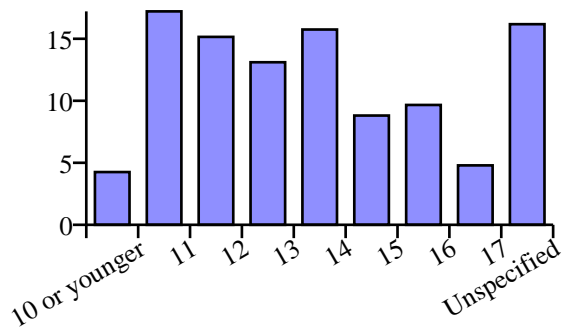
Collocates (+/-4 words)



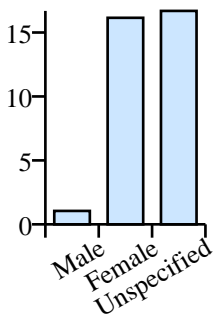
Distribution by year
(normalised per 100,000 words)



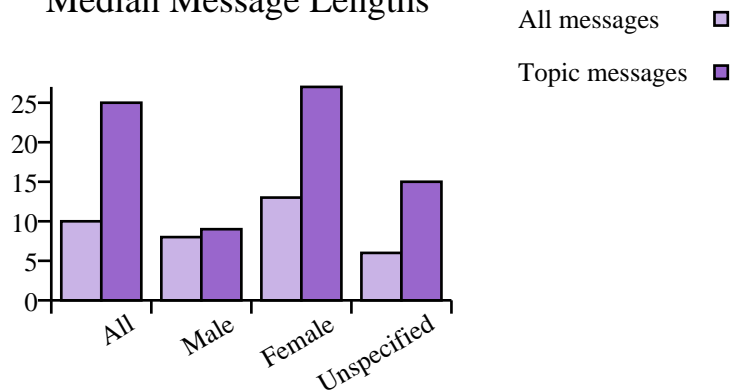
Distribution by age
(normalised per 100,000 words)



Distribution by gender
(normalised per 100,000 words)



Median Message Lengths



Sample KWIC Lines

blood all over the tampon, is this because my
 try to insert a tampon, is dusrn't seem to
 to know where the tampon goes into the vagina
 round I tried tampon and it went up
 was ot use a tampon. . . how would
 a fear of using tampon and my friends always
 to put in a tampon. PLease help me as
 The thought of a tampon is disgusting so what
 How 2 Shove A Tampon in The Right Place.
 ask if using a tampon
 badly to wear tampon, but find it impossible
 to put on a tampon, even with the instrucion
 want to use a tampon please help and i'm
 dad to use a tampon
 the end of the tampon. i had to move
 haven't yet used a tampon and don't want to
 and i had a tampon in. . . i
 i have got a tampon up my vagina what
 hole to put your tampon in? is it the
 a og using a tampon.

Frequent Clusters

Cluster	Adjusted Frequency
a tampon	38
a tampon in	16
the tampon	15
my tampon	14
using a tampon	13
a tampon and	13
to use a tampon	12
i use a tampon	10
with a tampon	8
a tampon in and	8
use a tampon i	8
put a tampon in	7
a tampon up	7
want to use a tampon	7
to wear a tampon	7
tampon in	7
fit a tampon	6
insert a tampon	6
to use a tampon but	6
a tampon but	6

Corpus Totals	Messages		Words		Median Message Lengths	
	Raw	Normalised per 1,000 messages	Raw	Normalised per 100,000 words	Containing word	All
	113,480		2,217,919			10

Years	Messages		Words		Median Message Lengths	
	Raw	Normalised per 1,000 messages	Raw	Normalised per 100,000 words	Containing word	All
2004	55	2.23	59	11.73	31	10
2005	57	2.29	65	12.93	24	10
2006	39	1.82	46	11.19	19	10
2007	46	2.23	55	13.99	24	9
2008	20	1.47	20	8.10	21	9
2009	13	1.51	13	8.04	27	9

Ages	Messages		Words		Median Message Lengths	
	Raw	Normalised per 1,000 messages	Raw	Normalised per 100,000 words	Containing word	All
10 or younger	3	0.57	3	4.25	17	9
11	14	2.91	14	17.20	10	10
12	30	2.45	31	15.15	32	9
13	45	2.10	50	13.10	21	9
14	57	2.67	67	15.74	25	10
15	25	1.83	30	8.80	34	13
16	24	2.72	25	9.66	35	16
17	11	0.84	15	4.79	33	11
unspecified	21	1.60	23	16.17	18	6

Gender	Messages		Words		Median Message Lengths	
	Raw	Normalised per 1,000 messages	Raw	Normalised per 100,000 words	Containing word	All
Male	7	0.16	7	1.04	9	8
Female	207	3.45	233	16.14	27	13
Unspecified	16	1.35	18	16.68	15	6