

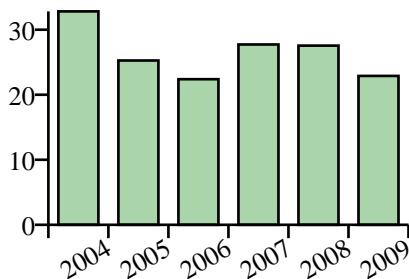
Breast

Total Messages: 507
Frequency per 1,000 messages: 4.46
Total Words: 598
Frequency per 100,000 words: 26.96
Log-likelihood against BNC: 1984.47
Classification: Sexual Body Parts

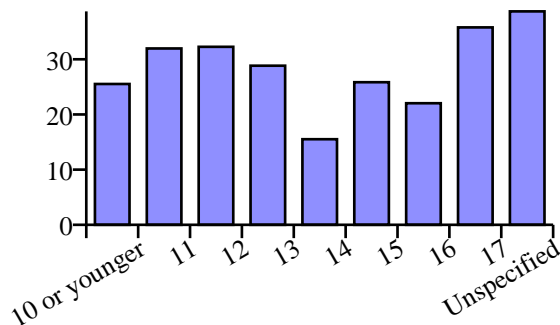
Collocates (+/-4 words)



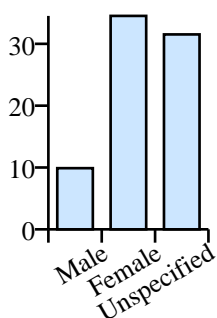
Distribution by year (normalised per 100,000 words)



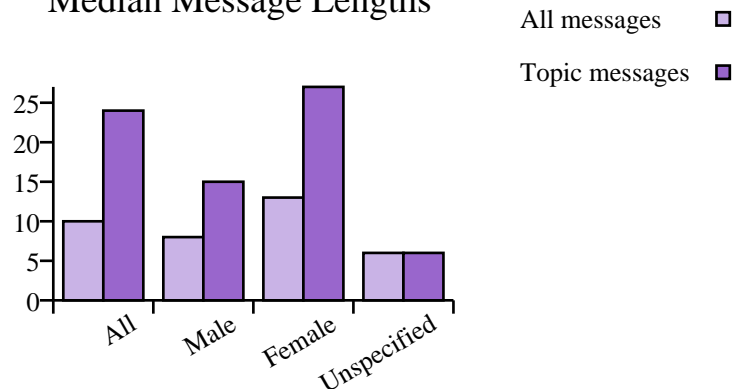
Distribution by age (normalised per 100,000 words)



Distribution by gender (normalised per 100,000 words)



Median Message Lengths



Sample KWIC Lines

i don't have breast. . . Why? I`m
 i have a small breast although i am 7teen.
 a bit on the breast bone. Is this normal?
 lump under my left breast and nipple what could
 lump on my left breast i'm really worried i
 unexplained bruises on my breast. What could this
 does one check breast cancer? from
 this mean i have breast cancer and will it
 i am a 34c breast. I like the size
 I have 1 breast that is bigger than
 and I want a Breast Reduction but I know
 a size 34b in breast size will my boobs
A LITTLE BIT OF BREAST AND MY BREASTS ARE
 coming out of the breast when it is
 size as the breast?
 a laump on my breast what should i do?
 meal for exaplme chicken breast with chip large lot
 a 32b in my breast size. Does that mean
 a penis and a breast is this
 of puberty and my breast started hurting they are

Frequent Clusters

Cluster	Adjusted Frequency
my breast	43
breast cancer	29
your breast	21
the breast	21
breast and	18
my breast are	17
a breast	15
my breast is	14
breast size	14
breast i	14
my right breast	12
on my breast	11
her breast	11
and my breast	10
of my breast	10
breast but	10
breast is	9
breast implants	9
have breast cancer	9
i have breast cancer	9

Corpus Totals	Messages		Words		Median Message Lengths	
	Raw	Normalised per 1,000 messages	Raw	Normalised per 100,000 words	Containing word	All
		113,480		2,217,919		10

Years	Messages		Words		Median Message Lengths	
	Raw	Normalised per 1,000 messages	Raw	Normalised per 100,000 words	Containing word	All
2004	139	5.64	165	32.81	26	10
2005	107	4.31	127	25.26	20	10
2006	77	3.60	92	22.38	31	10
2007	99	4.81	109	27.72	19	9
2008	55	4.06	68	27.55	26	9
2009	30	3.48	37	22.89	34	9

Ages	Messages		Words		Median Message Lengths	
	Raw	Normalised per 1,000 messages	Raw	Normalised per 100,000 words	Containing word	All
10 or younger	16	3.05	18	25.52	19	9
11	21	4.37	26	31.95	17	10
12	58	4.73	66	32.25	25	9
13	101	4.72	110	28.83	18	9
14	62	2.91	66	15.51	24	10
15	69	5.06	88	25.84	31	13
16	45	5.11	57	22.03	49	16
17	88	6.75	112	35.77	30	11
unspecified	47	3.58	55	38.68	10	6

Gender	Messages		Words		Median Message Lengths	
	Raw	Normalised per 1,000 messages	Raw	Normalised per 100,000 words	Containing word	All
Male	55	1.31	66	9.89	15	8
Female	418	6.98	498	34.51	27	13
Unspecified	34	2.88	34	31.52	6	6