

Testicles

Total Messages: 277

Frequency per 1,000 messages: 2.44

Total Words: 288

Frequency per 100,000 words: 12.98

Log-likelihood against BNC: 1789.83

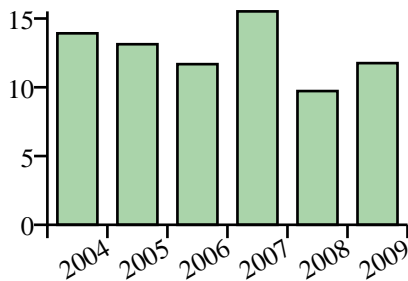
Classification: Sexual Body Parts

Collocates (+/-4 words)



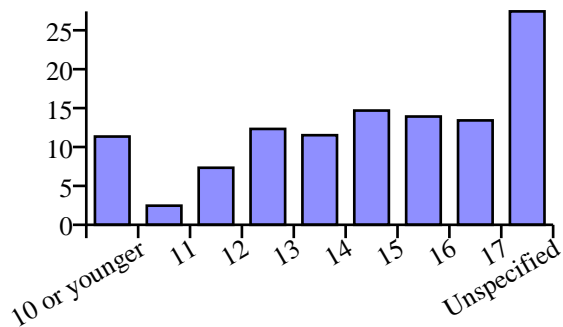
Distribution by year

(normalised per 100,000 words)



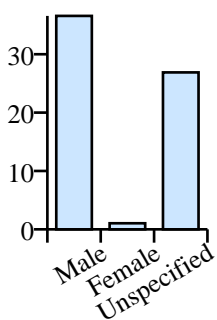
Distribution by age

(normalised per 100,000 words)



Distribution by gender

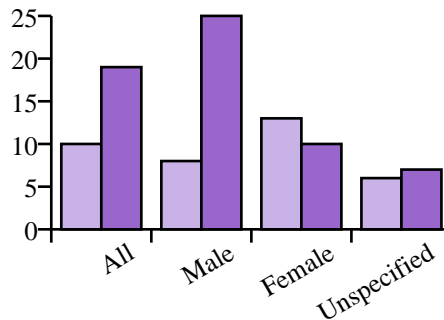
(normalised per 100,000 words)



Median Message Lengths

All messages █

Topic messages █



Corpus Totals	Messages		Words		Median Message Lengths	
	Raw	Normalised per 1,000 messages	Raw	Normalised per 100,000 words	Containing word	All
		113,480		2,217,919		10

Years	Messages		Words		Median Message Lengths	
	Raw	Normalised per 1,000 messages	Raw	Normalised per 100,000 words	Containing word	All
2004	69	2.80	70	13.92	14	10
2005	65	2.62	66	13.12	22	10
2006	46	2.15	48	11.68	24	10
2007	56	2.72	61	15.51	16	9
2008	24	1.77	24	9.72	24	9
2009	17	1.97	19	11.75	23	9

Ages	Messages		Words		Median Message Lengths	
	Raw	Normalised per 1,000 messages	Raw	Normalised per 100,000 words	Containing word	All
10 or younger	8	1.52	8	11.34	14	9
11	2	0.41	2	2.45	27	10
12	15	1.22	15	7.33	11	9
13	44	2.06	47	12.32	20	9
14	47	2.20	49	11.51	14	10
15	49	3.59	50	14.68	23	13
16	33	3.75	36	13.91	40	16
17	40	3.07	42	13.41	30	11
unspecified	39	2.97	39	27.42	8	6

Gender	Messages		Words		Median Message Lengths	
	Raw	Normalised per 1,000 messages	Raw	Normalised per 100,000 words	Containing word	All
Male	233	5.57	244	36.56	25	8
Female	15	0.25	15	1.03	10	13
Unspecified	29	2.46	29	26.88	7	6