

Cocaine

Total Messages: 155

Frequency per 1,000 messages: 1.36

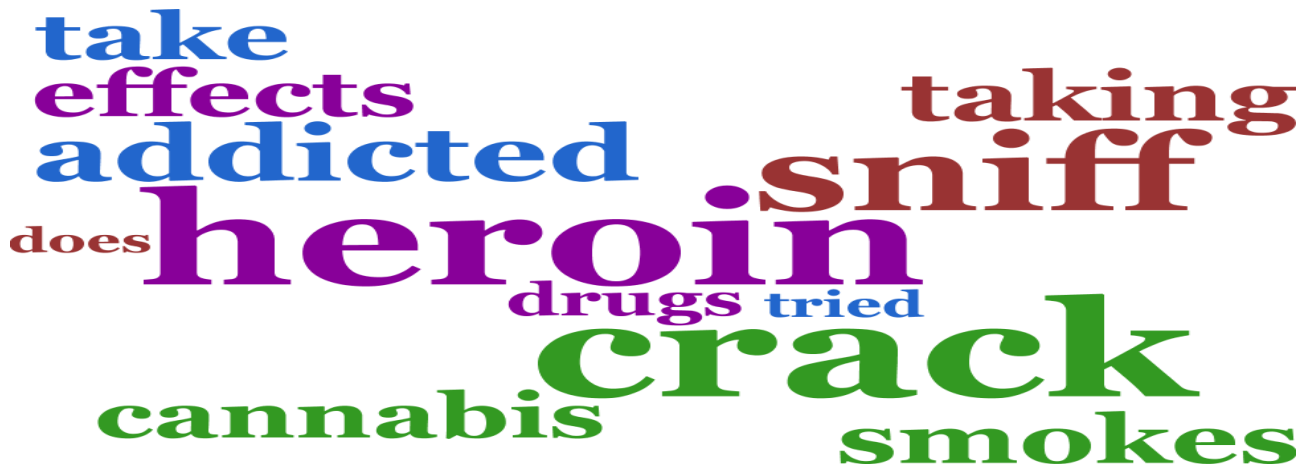
Total Words: 159

Frequency per 100,000 words: 7.16

Log-likelihood against BNC: 437.57

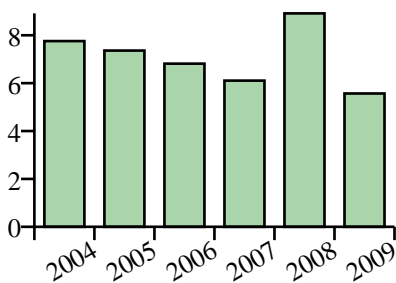
Classification: "Smoking, Drugs, Alcohol"

Collocates (+/-4 words)



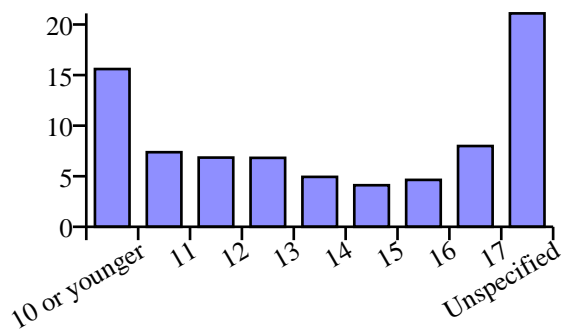
Distribution by year

(normalised per 100,000 words)



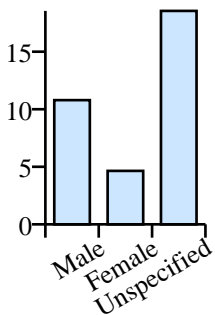
Distribution by age

(normalised per 100,000 words)



Distribution by gender

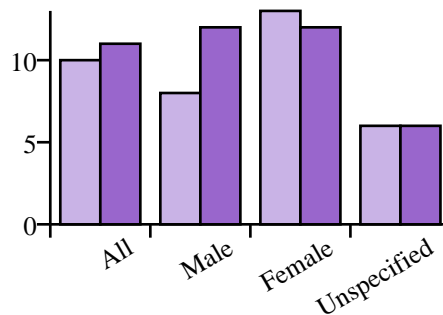
(normalised per 100,000 words)



Median Message Lengths

All messages

Topic messages



Sample KWIC Lines

How much cocaine would a fourteen year
 happen if you took cocaine for 10
 200 quids worth of cocaine a day what can
 effects of drugs like cocaine and weed? i've heard
 i have been taking cocaine and i am becoming
 I love SNORTIN COCAINE ITS MINT AND getting
 [name] smokes dope and cocaine
 years now, I've done Cocaine a few times and
 i'm a cocaine user i like it
 i took cannabis , cocaine, e, heroin at the
 do i smoke dope cocaine e. t.
 i sniff cocaine and the bridge if
 i do crack cocaine all the time and
 and 6 lines of cocaine. my friend done that
 my mates are taking cocaine once a month by
 if you are carrying cocaine
 will one line of cocaine show up on a
 lots(of alcohol) sniff more (cocaine)
 the effects of doing cocaine in the beginning mouth
 drugs like ketamin and cocaine . ! i am

Frequent Clusters

Cluster	Adjusted Frequency
cocaine and	18
of cocaine	10
is cocaine	10
crack cocaine	9
cocaine i	8
what is cocaine	8
taking cocaine	7
cocaine what	7
does cocaine	7
cocaine and i	6
take cocaine	6
and cocaine	6
do cocaine	5
addicted to cocaine	5
cocaine a	5
to cocaine	2

Corpus Totals	Messages		Words		Median Message Lengths	
	Raw	Normalised per 1,000 messages	Raw	Normalised per 100,000 words	Containing word	All
		113,480		2,217,919		10

Years	Messages		Words		Median Message Lengths	
	Raw	Normalised per 1,000 messages	Raw	Normalised per 100,000 words	Containing word	All
2004	37	1.50	39	7.75	8	10
2005	37	1.49	37	7.36	12	10
2006	28	1.31	28	6.81	13	10
2007	24	1.16	24	6.10	17	9
2008	21	1.55	22	8.91	12	9
2009	8	0.93	9	5.56	22	9

Ages	Messages		Words		Median Message Lengths	
	Raw	Normalised per 1,000 messages	Raw	Normalised per 100,000 words	Containing word	All
10 or younger	11	2.10	11	15.59	12	9
11	6	1.24	6	7.37	28	10
12	14	1.14	14	6.84	6	9
13	26	1.21	26	6.81	19	9
14	19	0.89	21	4.93	12	10
15	14	1.02	14	4.11	9	13
16	12	1.36	12	4.63	23	16
17	24	1.84	25	7.98	20	11
unspecified	29	2.21	30	21.09	7	6

Gender	Messages		Words		Median Message Lengths	
	Raw	Normalised per 1,000 messages	Raw	Normalised per 100,000 words	Containing word	All
Male	72	1.72	72	10.79	12	8
Female	64	1.06	67	4.64	12	13
Unspecified	19	1.61	20	18.54	6	6