

# Hash

Total Messages: 63

Frequency per 1,000 messages: 0.55

Total Words: 65

Frequency per 100,000 words: 2.93

Log-likelihood against BNC: 265.26

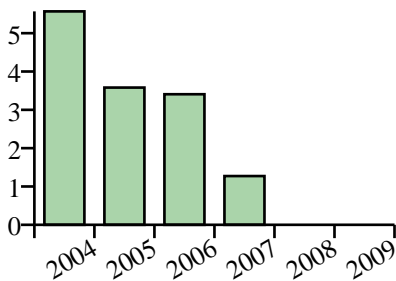
Classification: "Smoking, Drugs, Alcohol"

Collocates (+/-4 words)

smoke  
or  
cannabis  
produces  
marijuana

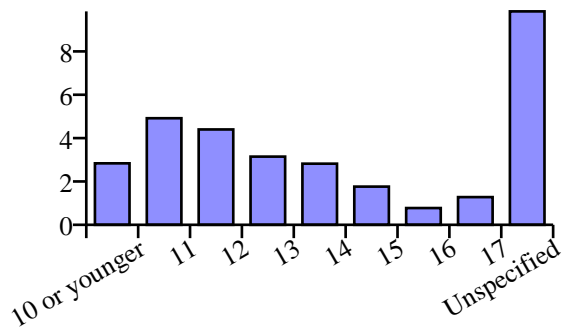
### Distribution by year

(normalised per 100,000 words)



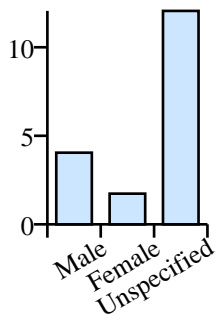
### Distribution by age

(normalised per 100,000 words)



### Distribution by gender

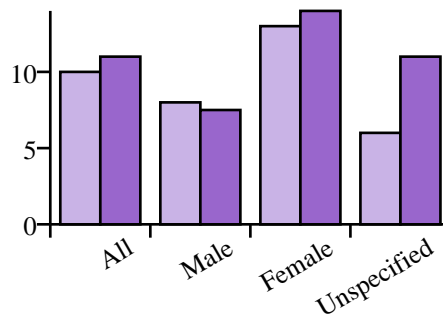
(normalised per 100,000 words)



### Median Message Lengths

All messages

Topic messages



## Sample KWIC Lines

the plant that produces hash  
 carling and ate 2 hash brownies what should i  
 who used to do hash oil n also drink  
 Marijuana ( Cannabis Or Hash)?  
 Asked Me To Try Hash And I Did But  
 for marijuana( cannabis or hash  
 addicted on the drug 'hash' now, it makes me  
 if i take hash, then go home will  
 produuces marijuana cannabis or hash  
 plant marijuana? cannabis or hash?  
 smoke green. I've hash once and it wasn't  
 how long does Hash stay in ur blood  
 produces marijuana (cannabis or hash?)  
 the plant that produces hash?  
 the produces marijuana(cannabis or hash)?  
 Hash,  
 i think he smokes hash. loads of people do  
 i've bin smoking hash now for four years  
 i'm smoking hash it pure great man  
 THAT PRODUCES MARIJUANA ( HASH OR

## Frequent Clusters

Cluster	Adjusted Frequency
produces marijuana cannabis or hash	6
is hash	5
marijuana cannabis or hash	4
cannabis or hash	1

Corpus Totals	Messages		Words		Median Message Lengths	
	Raw	Normalised per 1,000 messages	Raw	Normalised per 100,000 words	Containing word	All
		113,480		2,217,919		10

Years	Messages		Words		Median Message Lengths	
	Raw	Normalised per 1,000 messages	Raw	Normalised per 100,000 words	Containing word	All
2004	27	1.09	28	5.56	8	10
2005	17	0.68	18	3.58	11	10
2006	14	0.65	14	3.40	9	10
2007	5	0.24	5	1.27	13	9
2008	0	0.0	0	0.0	0	9
2009	0	0.0	0	0.0	0	9

Ages	Messages		Words		Median Message Lengths	
	Raw	Normalised per 1,000 messages	Raw	Normalised per 100,000 words	Containing word	All
10 or younger	2	0.38	2	2.83	20	9
11	4	0.83	4	4.91	12	10
12	9	0.73	9	4.39	11	9
13	12	0.56	12	3.14	8	9
14	11	0.51	12	2.82	8	10
15	5	0.36	6	1.76	8	13
16	2	0.22	2	0.77	68	16
17	4	0.30	4	1.27	7	11
unspecified	14	1.06	14	9.84	9	6

Gender	Messages		Words		Median Message Lengths	
	Raw	Normalised per 1,000 messages	Raw	Normalised per 100,000 words	Containing word	All
Male	26	0.62	27	4.04	7	8
Female	24	0.40	25	1.73	14	13
Unspecified	13	1.10	13	12.05	11	6