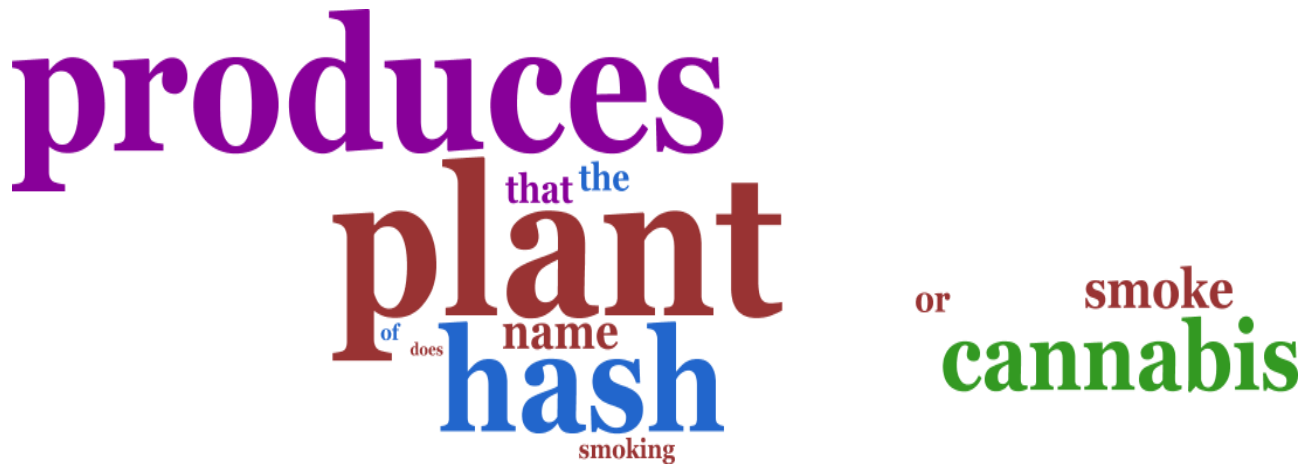


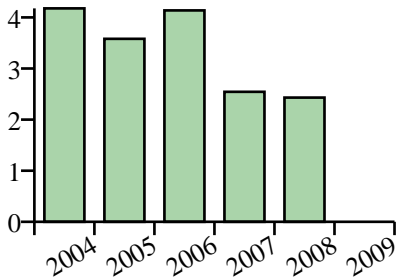
Marijuana

Total Messages: 69
Frequency per 1,000 messages: 0.60
Total Words: 72
Frequency per 100,000 words: 3.24
Log-likelihood against BNC: 290.18
Classification: "Smoking, Drugs, Alcohol"

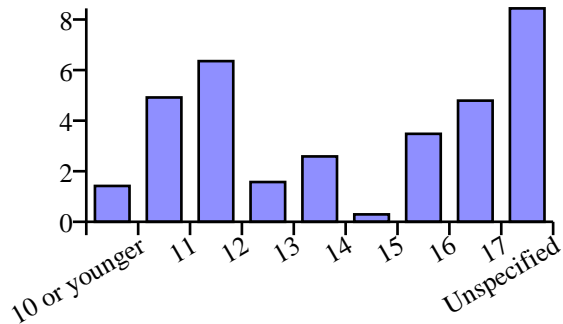
Collocates (+/-4 words)



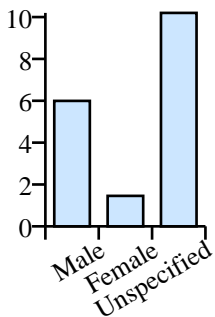
Distribution by year
(normalised per 100,000 words)



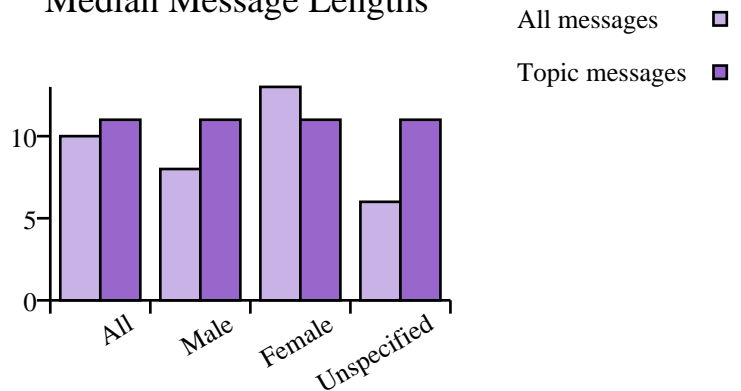
Distribution by age
(normalised per 100,000 words)



Distribution by gender
(normalised per 100,000 words)



Median Message Lengths



Sample KWIC Lines

Hi, how dows	marijuana	effect you?, what is
harmfulthe alcohol or the	marijuana?	
name of thenplant that	marijuana	comes
want to smoke cannabis,	marijuana	and chinese people. Fuck
the plant that produces	marijuana?	
they would find THC	(marijuana)	in there if they
the plant the produces	marijuana	(cannabis or
the plant that produces	marijuana?	
THE PLANT THAT PRODUCES	MARIJUANA	(HASH OR
the plant that produces	marijuana	(Cannabis and
at risk of smoking	marijuana	(e. g. girls, boys,
the plant that produces	marijuana	
i want to smoke	marijuana.	where can i get
there, i recently smoked	marijuana	and i guess i
I ate cakes	Marijuana	in for the first
of plant that produces	marijuana(cannabis o r
the plant that produceses	marijuana?	
I like to smoke	marijuana,	wh is it illegal?!
Is	Marijuana	good for my health?
My friend calls	marijuana	'mowie wowie'. so is

Frequent Clusters

Cluster	Adjusted Frequency
of the plant that produces marijuana	11
produces marijuana cannabis or hash	6
smoking marijuana	5
of marijuana	5
i smoke marijuana	5
marijuana cannabis or hash	4
smoke marijuana	3
plant that produces marijuana	2
produces marijuana cannabis	2
the plant that produces marijuana	1
produces marijuana	1

Corpus Totals	Messages		Words		Median Message Lengths	
	Raw	Normalised per 1,000 messages	Raw	Normalised per 100,000 words	Containing word	All
		113,480		2,217,919		10

Years	Messages		Words		Median Message Lengths	
	Raw	Normalised per 1,000 messages	Raw	Normalised per 100,000 words	Containing word	All
2004	21	0.85	21	4.17	11	10
2005	18	0.72	18	3.58	10	10
2006	16	0.74	17	4.13	11	10
2007	8	0.38	10	2.54	32	9
2008	6	0.44	6	2.43	13	9
2009	0	0.0	0	0.0	0	9

Ages	Messages		Words		Median Message Lengths	
	Raw	Normalised per 1,000 messages	Raw	Normalised per 100,000 words	Containing word	All
10 or younger	1	0.19	1	1.41	13	9
11	4	0.83	4	4.91	11	10
12	13	1.06	13	6.35	11	9
13	6	0.28	6	1.57	11	9
14	10	0.46	11	2.58	11	10
15	1	0.07	1	0.29	3	13
16	9	1.02	9	3.47	11	16
17	13	0.99	15	4.79	12	11
unspecified	12	0.91	12	8.43	11	6

Gender	Messages		Words		Median Message Lengths	
	Raw	Normalised per 1,000 messages	Raw	Normalised per 100,000 words	Containing word	All
Male	37	0.88	40	5.99	11	8
Female	21	0.35	21	1.45	11	13
Unspecified	11	0.93	11	10.19	11	6