

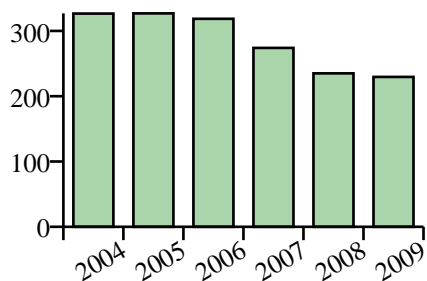
Pregnant

Total Messages: 5979
Frequency per 1,000 messages: 52.68
Total Words: 6622
Frequency per 100,000 words: 298.56
Log-likelihood against BNC: 41219.82
Classification: Sex/Pregnancy/Relationships

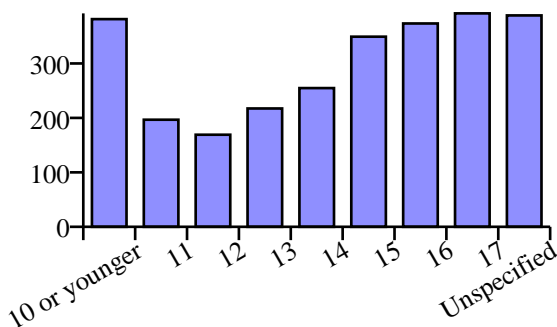
Collocates (+/-4 words)



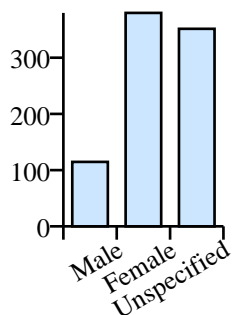
Distribution by year
(normalised per 100,000 words)



Distribution by age
(normalised per 100,000 words)



Distribution by gender
(normalised per 100,000 words)



Median Message Lengths



Sample KWIC Lines

high risk of getting pregnant when having sex, before
 5days could i be pregnant i don't take the
 Can you get pregnant if you have sex
 my friend [name] is pregnant and i don't know
 should i take a pregnant test or would i
 i'm pregnant and can't get the
 i'm pregnant and am nearly due
 again can you get pregnant
 my friend [name] is pregnant with a 60year old
 friend [name] may be pregnant but i'm scared 2
 it possble 2 get pregnant by givein a guy
 have sex and get pregnant and then have sex
 i get a girl pregnant at 11 years
 still get a girl pregnant
 can it make you pregnant if the lad washed
 worried i might b pregnant because the condom split.
 line today on pregnant page to add datas
 so can i be pregnant?
 that i cold pregnant because recently i started
 if I might be pregnant if I got my

Frequent Clusters

Cluster	Adjusted Frequency
am i pregnant	151
could i be pregnant	127
i think i might be pregnant	114
can you get pregnant if you	99
i'm pregnant	85
can i get pregnant	84
can you get pregnant	81
i think i'm pregnant	58
i am pregnant	57
can you get pregnant from	51
you get pregnant if you have	47
to get pregnant	47
can i be pregnant	46
can you get pregnant by	43
get pregnant	41
could i still be pregnant	40
i think i may be pregnant	38
i'm pregnant what should i do	35
could i get pregnant	33
can you get pregnant from being	32

Corpus Totals	Messages		Words		Median Message Lengths	
	Raw	Normalised per 1,000 messages	Raw	Normalised per 100,000 words	Containing word	All
	113,480		2,217,919			10

Years	Messages		Words		Median Message Lengths	
	Raw	Normalised per 1,000 messages	Raw	Normalised per 100,000 words	Containing word	All
2004	1480	60.10	1642	326.57	21	10
2005	1471	59.29	1643	326.85	20	10
2006	1176	55.05	1309	318.54	20	10
2007	991	48.16	1077	273.97	18	9
2008	529	39.13	580	235.00	19	9
2009	332	38.62	371	229.53	18	9

Ages	Messages		Words		Median Message Lengths	
	Raw	Normalised per 1,000 messages	Raw	Normalised per 100,000 words	Containing word	All
10 or younger	261	49.83	269	381.40	12	9
11	144	29.98	160	196.66	15	10
12	328	26.78	346	169.11	15	9
13	778	36.43	829	217.31	14	9
14	997	46.79	1084	254.75	18	10
15	1025	75.29	1189	349.15	26	13
16	854	97.13	966	373.41	28	16
17	1084	83.25	1227	391.95	28	11
unspecified	508	38.74	552	388.21	14	6

Gender	Messages		Words		Median Message Lengths	
	Raw	Normalised per 1,000 messages	Raw	Normalised per 100,000 words	Containing word	All
Male	717	17.14	765	114.64	17	8
Female	4902	81.85	5478	379.68	21	13
Unspecified	360	30.59	379	351.38	12	6