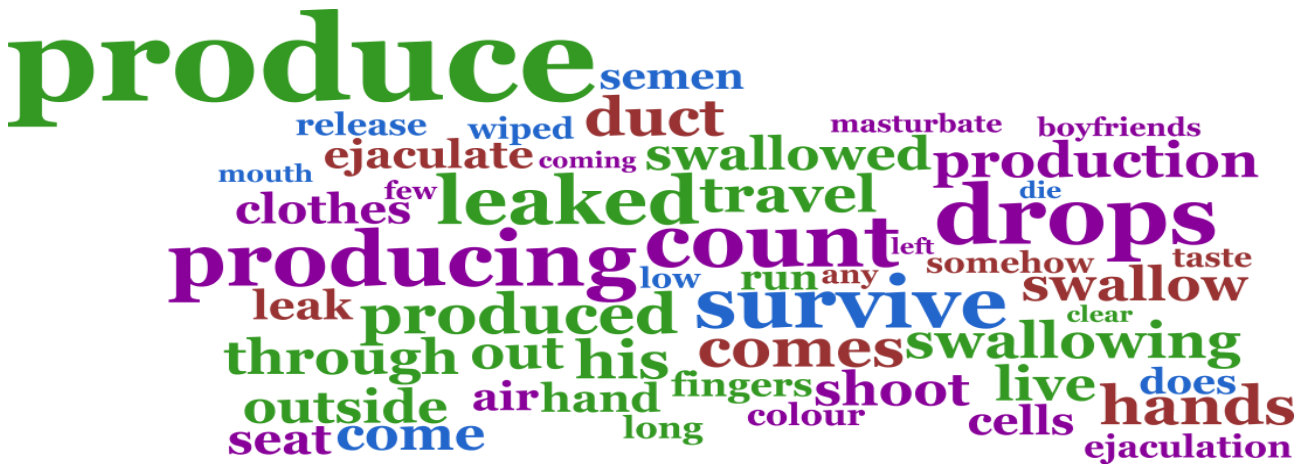


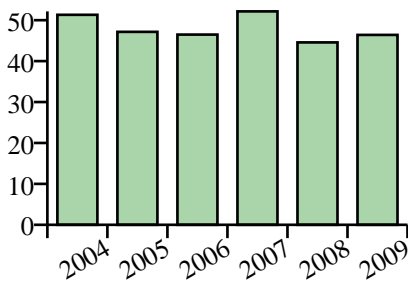
# Sperm

**Total Messages:** 998  
**Frequency per 1,000 messages:** 8.79  
**Total Words:** 1076  
**Frequency per 100,000 words:** 48.51  
**Log-likelihood against BNC:** 6435.78  
**Classification:** Sex/Pregnancy/Relationships

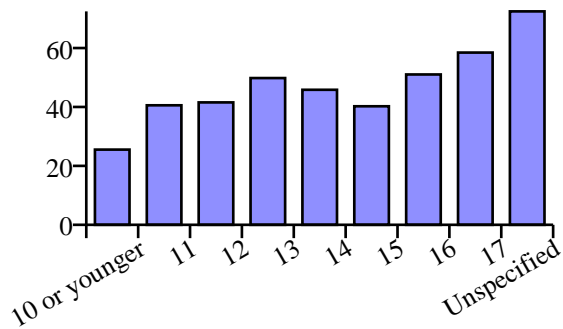
Collocates (+/-4 words)



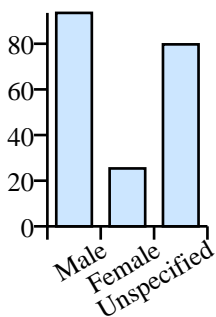
Distribution by year  
(normalised per 100,000 words)



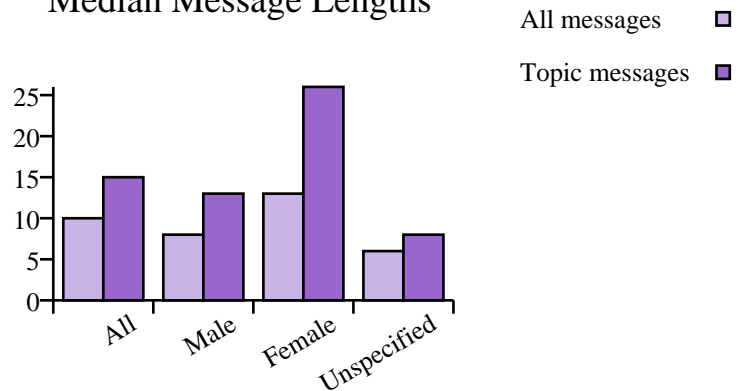
Distribution by age  
(normalised per 100,000 words)



Distribution by gender  
(normalised per 100,000 words)



Median Message Lengths



## Sample KWIC Lines

if a guy has sperm on his hands then  
 Oh and if there sperm in the tub, can  
 please tell when sperm (semen) die after the  
 if the finger had sperm on it could i  
 something that couls have sperm on it that sat  
 no chance that any sperm could have come into  
 i get pregnant fro, sperm om a toilet  
 how much sperm should come out of  
 for all of the sperm to come out? It  
 I don't produce any sperm - instead a few  
 do you think his sperm could still have been  
 my sperm is always clear why  
 Dear Dr AnneMy sperm is see through is  
 contact with my boyfriends sperm. If he has got  
 does my sperm freeze in my balls  
 from watching porn and sperm keeps coming out of  
 a posibilitoity he has sperm on his hands and  
 no underarm hair nd sperm yet. I am only  
 hurt when i release sperm, is my erection too  
 when i masturbate no sperm comes out. Could this

## Frequent Clusters

Cluster	Adjusted Frequency
the sperm	68
my sperm	52
sperm and	29
of sperm	28
produce sperm	25
what is sperm	24
can sperm	21
his sperm	20
sperm is	19
does sperm	18
is sperm	17
producing sperm	17
no sperm	17
sperm can	17
sperm in	16
sperm count	15
sperm come out	15
some sperm	15
sperm comes out	14
have sperm	14

Corpus Totals	Messages		Words		Median Message Lengths	
	Raw	Normalised per 1,000 messages	Raw	Normalised per 100,000 words	Containing word	All
		113,480		2,217,919		10

Years	Messages		Words		Median Message Lengths	
	Raw	Normalised per 1,000 messages	Raw	Normalised per 100,000 words	Containing word	All
2004	232	9.42	258	51.31	15	10
2005	220	8.86	237	47.14	16	10
2006	176	8.23	191	46.48	17	10
2007	196	9.52	205	52.15	15	9
2008	103	7.61	110	44.56	12	9
2009	71	8.25	75	46.40	12	9

Ages	Messages		Words		Median Message Lengths	
	Raw	Normalised per 1,000 messages	Raw	Normalised per 100,000 words	Containing word	All
10 or younger	18	3.43	18	25.52	10	9
11	31	6.45	33	40.56	7	10
12	84	6.86	85	41.54	9	9
13	174	8.14	190	49.80	14	9
14	180	8.44	195	45.82	14	10
15	131	9.62	137	40.23	22	13
16	110	12.51	132	51.02	28	16
17	170	13.05	183	58.45	21	11
unspecified	100	7.62	103	72.43	9	6

Gender	Messages		Words		Median Message Lengths	
	Raw	Normalised per 1,000 messages	Raw	Normalised per 100,000 words	Containing word	All
Male	568	13.57	624	93.51	13	8
Female	345	5.76	366	25.36	26	13
Unspecified	85	7.22	86	79.73	8	6