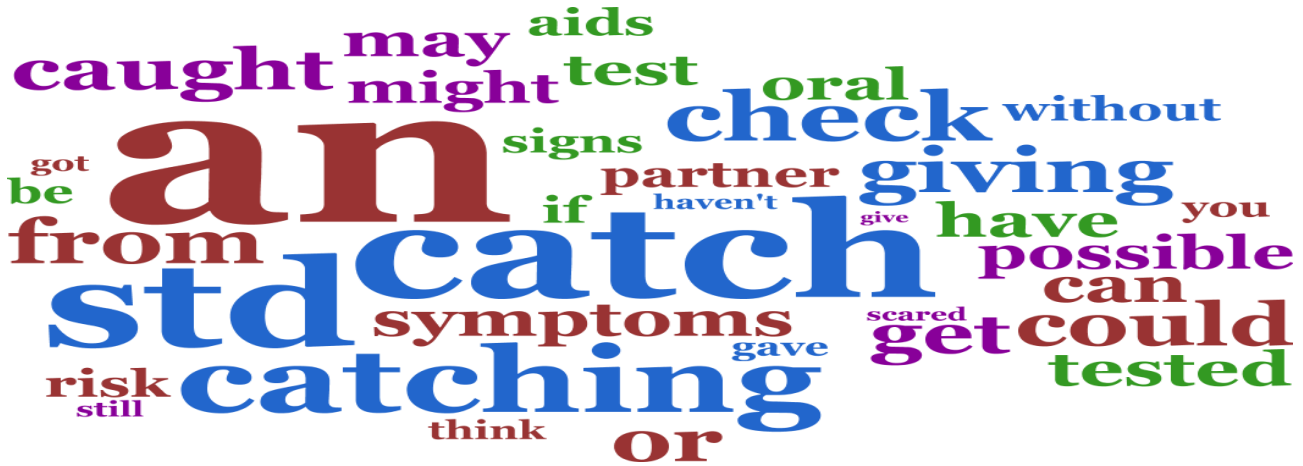


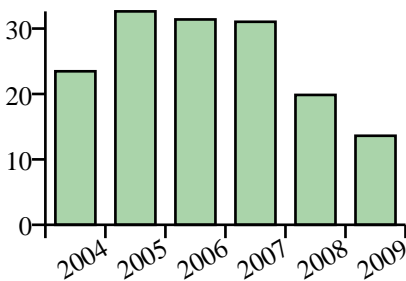
Sti

Total Messages: 576
Frequency per 1,000 messages: 5.07
Total Words: 604
Frequency per 100,000 words: 27.23
Log-likelihood against BNC: 4270.6
Classification: Sex/Pregnancy/Relationships

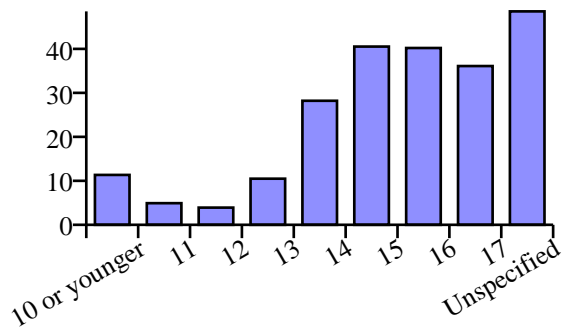
Collocates (+/-4 words)



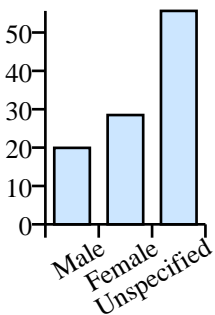
Distribution by year
(normalised per 100,000 words)



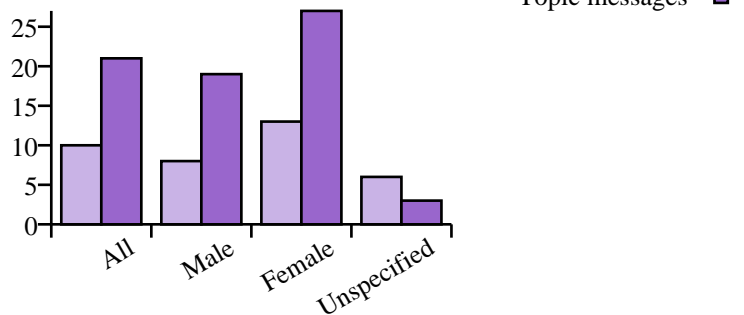
Distribution by age
(normalised per 100,000 words)



Distribution by gender
(normalised per 100,000 words)



Median Message Lengths



Sample KWIC Lines

unlucky to be a	STI	because he was given
out he's got an	sti	could i be infected?
this symptoms of an	sti?	smelly discharge, soreness and
for more information about	sti	
know its not an	STI,	please tell me what
THINK I HAVE AN	STI	WHAT SHOULD I
Can I have an	STI	or an STD without
Catch A STD Or	STI	If Nither My Boyfriend
it actually be an	STI?	Please
can you get an	sti	by giving someone a
I had a	STI,	would they have known
know it isn't an	STI.	Yours Truly. .
said it was a	STI	or something. i'm really
pregnant and have a	sti	but i've come on
partner [name], has an	STI	and was raped when
do i have an	STI?	
Can you catch an	STI	if you sleep with
got tablets for	STI	she doesn't know that
Risk Of Catching An	STI	(especially HIV or Gonorehea).
can I get a	sti	if we don't were

Frequent Clusters

Cluster	Adjusted Frequency
have a sti	23
an sti	22
a sti	21
i have an sti	20
be an sti	17
i think i have an sti	16
an sti or	16
an sti and	16
do i have an sti	14
have an sti	12
for an sti	12
got an sti	11
of an sti	11
can you get an sti from	10
what is an sti	9
what is sti	9
not an sti	9
sti if you	9
sti and	9
getting an sti	8

Corpus Totals	Messages		Words		Median Message Lengths	
	Raw	Normalised per 1,000 messages	Raw	Normalised per 100,000 words	Containing word	All
		113,480		2,217,919		10

Years	Messages		Words		Median Message Lengths	
	Raw	Normalised per 1,000 messages	Raw	Normalised per 100,000 words	Containing word	All
2004	116	4.71	118	23.46	19	10
2005	158	6.36	164	32.62	23	10
2006	122	5.71	129	31.39	19	10
2007	114	5.54	122	31.03	23	9
2008	45	3.32	49	19.85	23	9
2009	21	2.44	22	13.61	16	9

Ages	Messages		Words		Median Message Lengths	
	Raw	Normalised per 1,000 messages	Raw	Normalised per 100,000 words	Containing word	All
10 or younger	8	1.52	8	11.34	17	9
11	4	0.83	4	4.91	35	10
12	8	0.65	8	3.91	31	9
13	39	1.82	40	10.48	14	9
14	111	5.21	120	28.20	19	10
15	131	9.62	138	40.52	27	13
16	102	11.60	104	40.20	27	16
17	105	8.06	113	36.09	32	11
unspecified	68	5.18	69	48.52	4	6

Gender	Messages		Words		Median Message Lengths	
	Raw	Normalised per 1,000 messages	Raw	Normalised per 100,000 words	Containing word	All
Male	127	3.03	133	19.93	19	8
Female	389	6.49	411	28.48	27	13
Unspecified	60	5.09	60	55.62	3	6