

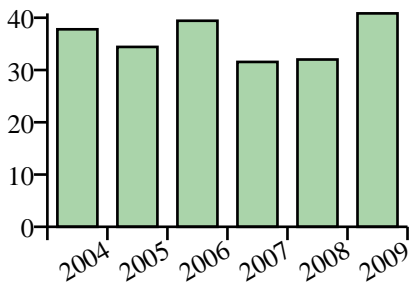
Virgin

Total Messages: 744
 Frequency per 1,000 messages: 6.55
 Total Words: 794
 Frequency per 100,000 words: 35.79
 Log-likelihood against BNC: 3039.88
 Classification: Sex/Pregnancy/Relationships

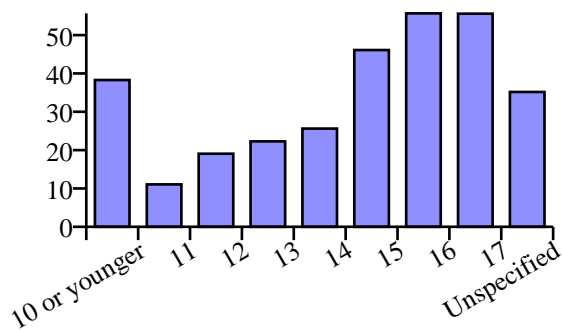
Collocates (+/-4 words)



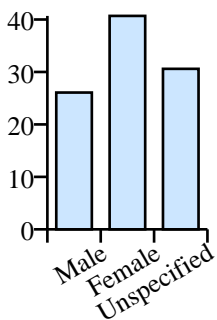
Distribution by year
 (normalised per 100,000 words)



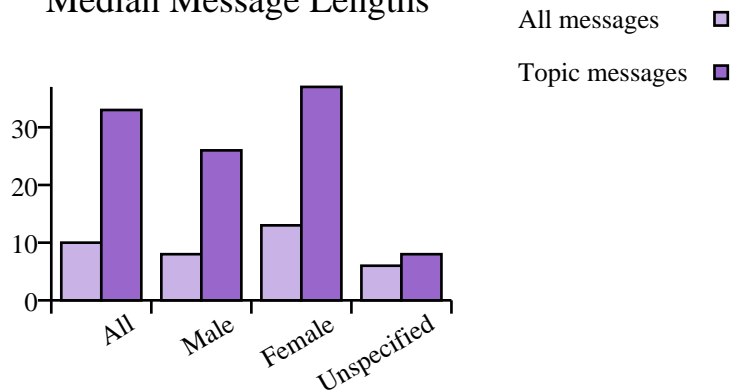
Distribution by age
 (normalised per 100,000 words)



Distribution by gender
 (normalised per 100,000 words)



Median Message Lengths



Sample KWIC Lines

have sex with a	virgin	can you catch
And I Am A	Virgin.	He Has Fingered Me
itchy but i'm a	virgin	does it mean i
mean your not a	virgin?	
girlfriend about being a	virgin?	
14 but not a	virgin	. . i enjoy
when you're still a	virgin?	
this make me a	virgin	or not i have
long. i'm still a	virgin	but me and my
well i'm a	virgin.	and my boyfriend wants
that your only a	virgin	until you have penetration.
but i'm still a	virgin.	what's
no longer be a	virgin.	How can i help
i'm still a	virgin	but i'm a month
& i'm still a	virgin!!	do you know what
though i'm still a	virgin	what should i do
am i am a	virgin?	
a 16 year-old male	(virgin	and proud of it)
but he was a	virgin	until a few months
coming out of your	virgin	

Frequent Clusters

Cluster	Adjusted Frequency
am i still a virgin	35
a virgin	31
i'm a virgin	29
i am not a virgin	25
i'm still a virgin	23
i am a virgin	23
i was a virgin	20
i am still a virgin	20
i'm still a virgin but	18
i am a virgin but	17
i am a virgin and	17
i'm not a virgin	16
am i a virgin	15
and i'm still a virgin	15
i'm a virgin and	13
still a virgin	13
are you a virgin	12
be a virgin	12
my virgin	11
a virgin or not	11

Corpus Totals	Messages		Words		Median Message Lengths	
	Raw	Normalised per 1,000 messages	Raw	Normalised per 100,000 words	Containing word	All
		113,480		2,217,919		10

Years	Messages		Words		Median Message Lengths	
	Raw	Normalised per 1,000 messages	Raw	Normalised per 100,000 words	Containing word	All
2004	177	7.18	190	37.78	36	10
2005	157	6.32	173	34.41	37	10
2006	151	7.06	162	39.42	41	10
2007	121	5.88	124	31.54	26	9
2008	77	5.69	79	32.00	21	9
2009	61	7.09	66	40.83	23	9

Ages	Messages		Words		Median Message Lengths	
	Raw	Normalised per 1,000 messages	Raw	Normalised per 100,000 words	Containing word	All
10 or younger	27	5.15	27	38.28	9	9
11	9	1.87	9	11.06	18	10
12	39	3.18	39	19.06	14	9
13	83	3.88	85	22.28	21	9
14	103	4.83	109	25.61	33	10
15	145	10.65	157	46.10	40	13
16	130	14.78	144	55.66	49	16
17	160	12.28	174	55.58	37	11
unspecified	48	3.66	50	35.16	10	6

Gender	Messages		Words		Median Message Lengths	
	Raw	Normalised per 1,000 messages	Raw	Normalised per 100,000 words	Containing word	All
Male	161	3.84	174	26.07	26	8
Female	550	9.18	587	40.68	37	13
Unspecified	33	2.80	33	30.59	8	6