

# Bmi

Total Messages: 101

Frequency per 1,000 messages: 0.89

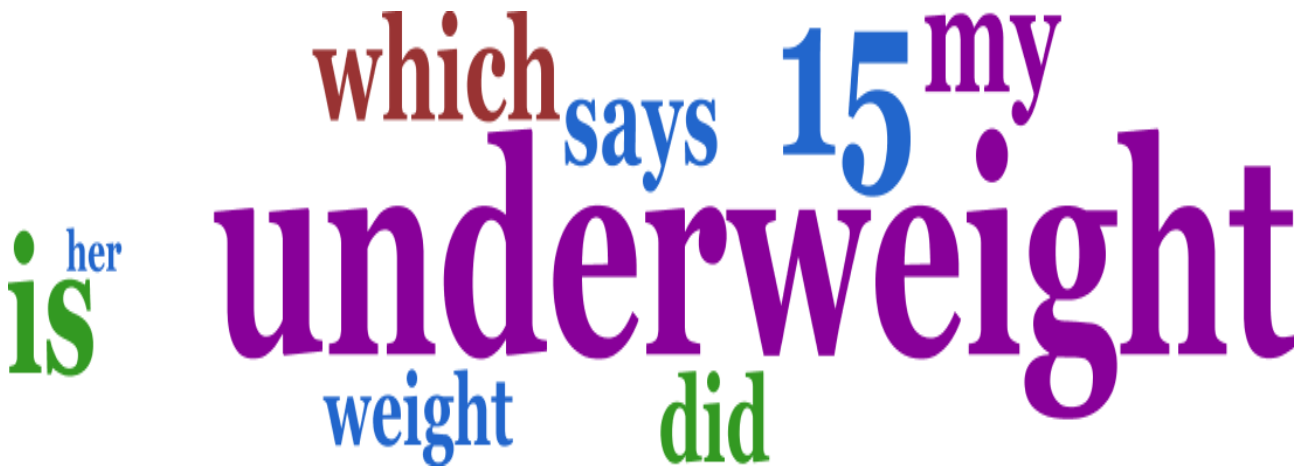
Total Words: 105

Frequency per 100,000 words: 4.73

Log-likelihood against BNC: 690.78

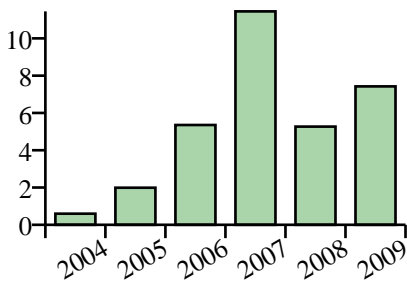
Classification: Eating/Weight

Collocates (+/-4 words)



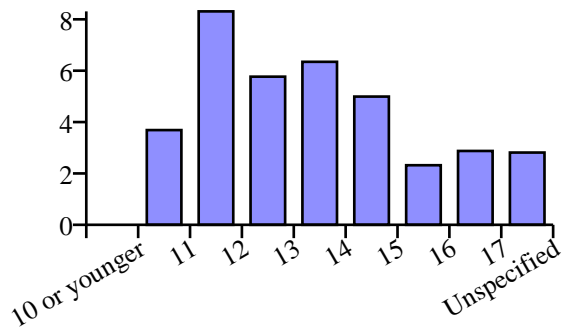
### Distribution by year

(normalised per 100,000 words)



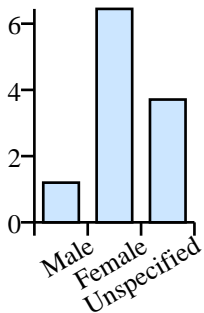
### Distribution by age

(normalised per 100,000 words)



### Distribution by gender

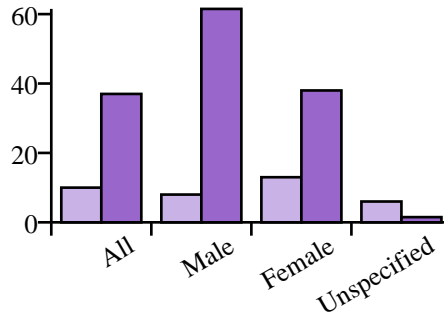
(normalised per 100,000 words)



### Median Message Lengths

All messages

Topic messages



## Sample KWIC Lines

what is my	BMI	if i am 5
trousers. According to my	BMI	which I had done
we recently did a	BMI	(body mass index) and
almost 16 and my	BMI	is 28. 8. I
i'm overweight!! my average	BMI	is about 28 and
i've got a	BMI	of 31 and i
my eyes and a	BMI	of 15 when I
weight i check my	bmi	and it is 17.
CENTILE AND ON MY	BMI	IT SAYS TAT I
I tried using the	BMI	indicator but the results
my	BMI	is underweight, . .
My	bmi	is normal but i've
my	bmi	is perfect just in
weight and also some	bmi	calculators say i'm underweight?
and i've checked my	BMI	its 26 I try
5 i did the	bmi	thing and said i
but i'm calculated my	BMI	and it is in
a good health. My	bmi	is 34. 1 which
year old girl who's	BMI	is 29. 1 and
cannot understand what/s my	BMI,	i did the test

## Frequent Clusters

Cluster	Adjusted Frequency
my bmi	25
my bmi is	23
the bmi	10
and my bmi is	7
bmi is	6
my bmi is 15 6 is	6
bmi is 15 6 is this	6
bmi and	5
a bmi of	5
a bmi	3
and my bmi	1

Corpus Totals	Messages		Words		Median Message Lengths	
	Raw	Normalised per 1,000 messages	Raw	Normalised per 100,000 words	Containing word	All
		113,480		2,217,919		10

Years	Messages		Words		Median Message Lengths	
	Raw	Normalised per 1,000 messages	Raw	Normalised per 100,000 words	Containing word	All
2004	3	0.12	3	0.59	13	10
2005	10	0.40	10	1.98	60	10
2006	21	0.98	22	5.35	32	10
2007	43	2.09	45	11.44	37	9
2008	13	0.96	13	5.26	27	9
2009	11	1.27	12	7.42	54	9

Ages	Messages		Words		Median Message Lengths	
	Raw	Normalised per 1,000 messages	Raw	Normalised per 100,000 words	Containing word	All
10 or younger	0	0.0	0	0.0	0	9
11	3	0.62	3	3.68	19	10
12	16	1.30	17	8.30	40	9
13	22	1.03	22	5.76	43	9
14	26	1.22	27	6.34	28	10
15	16	1.17	17	4.99	56	13
16	6	0.68	6	2.31	63	16
17	8	0.61	9	2.87	48	11
unspecified	4	0.30	4	2.81	1	6

Gender	Messages		Words		Median Message Lengths	
	Raw	Normalised per 1,000 messages	Raw	Normalised per 100,000 words	Containing word	All
Male	8	0.19	8	1.19	61	8
Female	89	1.48	93	6.44	38	13
Unspecified	4	0.33	4	3.70	1	6