

Bulimia

Total Messages: 70

Frequency per 1,000 messages: 0.61

Total Words: 74

Frequency per 100,000 words: 3.33

Log-likelihood against BNC: 315.41

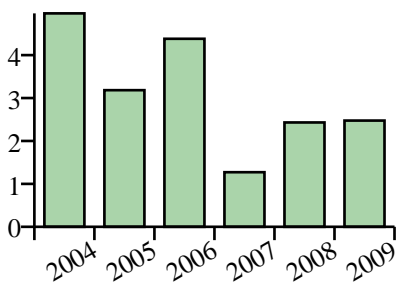
Classification: Eating/Weight

Collocates (+/-4 words)

now
don't for
is think
from

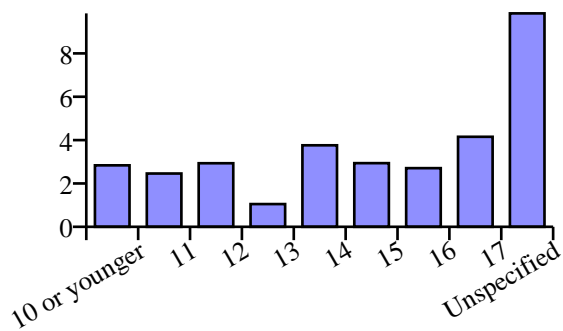
Distribution by year

(normalised per 100,000 words)



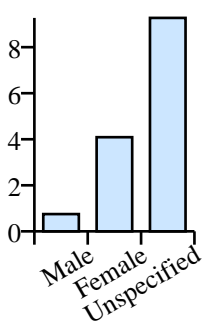
Distribution by age

(normalised per 100,000 words)



Distribution by gender

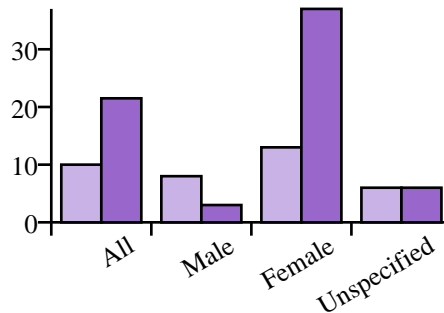
(normalised per 100,000 words)



Median Message Lengths

All messages

Topic messages



Sample KWIC Lines

I have been bulimia for almost a year
 and not want Bulimia isn't always holding hands
 i no this is bulimia . so now i
 I THINK THAT IS BULIMIA IS THAT RIGHT WHAT
 of the symptoms bulimia
 on this site about bulimia?
 don't think i have bulimia because n sick comes
 was 7 I had bulimia and for some reason
 have had episodes of bulimia and a lot of
 i don't think its bulimia but she has now
 worried that i have bulimia. I'm 4'11 and 36kg
 am looking at is bulimia next but i don't
 she thinks i bulimia, but i don't binge
 talking about anorexia and bulimia and that the effects
 between anorexia nervosa and bulimia
 may be suffering from bulimia? I eat normally and
 Hi, I've had bulimia now for about a
 deal with a kids bulimia?
 normal size. episodes of Bulimia and often suffers from
 swallow food. Could my bulimia be affecting my

Frequent Clusters

Cluster	Adjusted Frequency
what is bulimia	11
bulimia and	10
i have bulimia	7
of bulimia	7
is bulimia	6
bulimia but	5
with bulimia	5
have bulimia	1

Corpus Totals	Messages		Words		Median Message Lengths	
	Raw	Normalised per 1,000 messages	Raw	Normalised per 100,000 words	Containing word	All
		113,480		2,217,919		10

Years	Messages		Words		Median Message Lengths	
	Raw	Normalised per 1,000 messages	Raw	Normalised per 100,000 words	Containing word	All
2004	25	1.01	25	4.97	33	10
2005	13	0.52	16	3.18	94	10
2006	17	0.79	18	4.38	6	10
2007	5	0.24	5	1.27	9	9
2008	6	0.44	6	2.43	22	9
2009	4	0.46	4	2.47	8	9

Ages	Messages		Words		Median Message Lengths	
	Raw	Normalised per 1,000 messages	Raw	Normalised per 100,000 words	Containing word	All
10 or younger	2	0.38	2	2.83	22	9
11	2	0.41	2	2.45	106	10
12	6	0.49	6	2.93	9	9
13	4	0.18	4	1.04	10	9
14	15	0.70	16	3.76	6	10
15	9	0.66	10	2.93	44	13
16	6	0.68	7	2.70	80	16
17	13	0.99	13	4.15	81	11
unspecified	13	0.99	14	9.84	6	6

Gender	Messages		Words		Median Message Lengths	
	Raw	Normalised per 1,000 messages	Raw	Normalised per 100,000 words	Containing word	All
Male	5	0.11	5	0.74	3	8
Female	56	0.93	59	4.08	37	13
Unspecified	9	0.76	10	9.27	6	6