

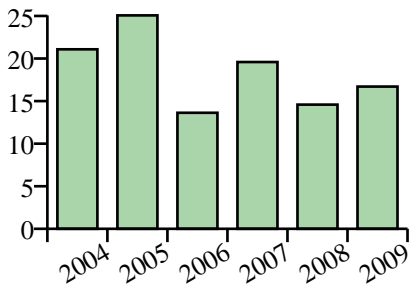
Diet

Total Messages: 401
Frequency per 1,000 messages: 3.53
Total Words: 428
Frequency per 100,000 words: 19.29
Log-likelihood against BNC: 612.21
Classification: Eating/Weight

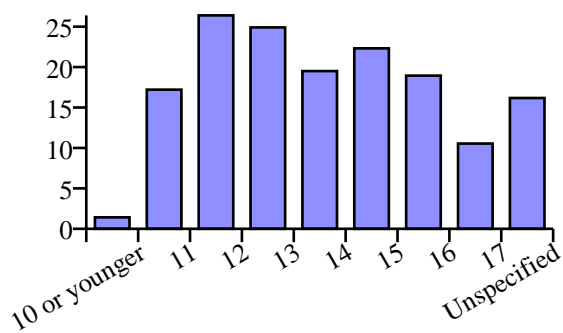
Collocates (+/-4 words)



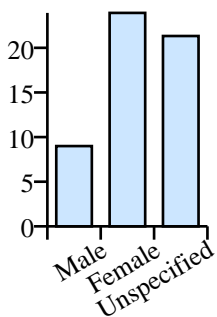
Distribution by year
(normalised per 100,000 words)



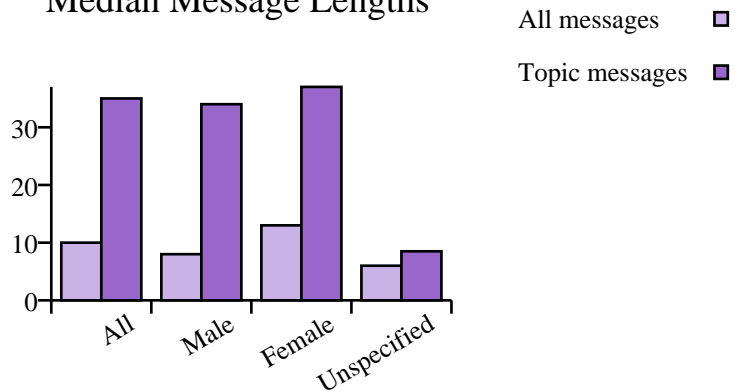
Distribution by age
(normalised per 100,000 words)



Distribution by gender
(normalised per 100,000 words)



Median Message Lengths



Sample KWIC Lines

just be down to	diet	or some other factor
opinions. I've improved my	diet	recently and am making
. what kind of	diet	should i go
is a healthy balanced	diet	for a
eat for a perfect	diet?	
when your on a	diet	you srill feel
an easy way to	diet,	and I often find
i eat a healthy	diet	and get loads of
time i try to	diet	it just never
know a good healthy	diet,	and how to lose
, i'm on a	diet	now but i don't
say go on a	diet	but it is to
then what sort of	diet	should i take to
to go on a	diet?	
have protein in my	diet	
What	Diet	should I Do to
eat a well balanced	diet.	what should i
me what the normal	diet	for a 14 year
me about health and	diet	of a human
nd i want to	diet	nd lose quite a

Frequent Clusters

Cluster	Adjusted Frequency
my diet	26
a diet	21
to diet	21
a healthy diet	20
diet and	20
diet i	20
on a diet	16
on a diet and	14
i diet	14
to go on a diet	13
diet for	13
diet but	12
diet to	11
a balanced diet	11
balanced diet	9
diet because	9
stick to a diet	9
and diet	8
want to go on a diet	8
on a diet but	8

Corpus Totals	Messages		Words		Median Message Lengths	
	Raw	Normalised per 1,000 messages	Raw	Normalised per 100,000 words	Containing word	All
		113,480		2,217,919		10

Years	Messages		Words		Median Message Lengths	
	Raw	Normalised per 1,000 messages	Raw	Normalised per 100,000 words	Containing word	All
2004	103	4.18	106	21.08	35	10
2005	115	4.63	126	25.06	33	10
2006	53	2.48	56	13.62	32	10
2007	73	3.54	77	19.58	32	9
2008	33	2.44	36	14.58	40	9
2009	24	2.79	27	16.70	43	9

Ages	Messages		Words		Median Message Lengths	
	Raw	Normalised per 1,000 messages	Raw	Normalised per 100,000 words	Containing word	All
10 or younger	1	0.19	1	1.41	184	9
11	14	2.91	14	17.20	15	10
12	52	4.24	54	26.39	28	9
13	91	4.26	95	24.90	34	9
14	78	3.66	83	19.50	33	10
15	69	5.06	76	22.31	45	13
16	45	5.11	49	18.94	45	16
17	29	2.22	33	10.54	47	11
unspecified	22	1.67	23	16.17	9	6

Gender	Messages		Words		Median Message Lengths	
	Raw	Normalised per 1,000 messages	Raw	Normalised per 100,000 words	Containing word	All
Male	59	1.41	60	8.99	34	8
Female	320	5.34	345	23.91	37	13
Unspecified	22	1.86	23	21.32	8	6