

Fatter

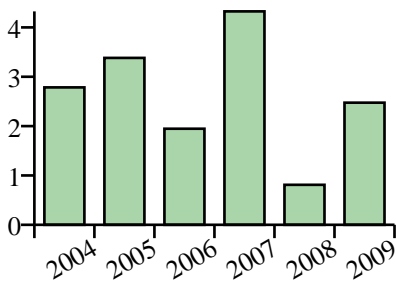
Total Messages: 59
Frequency per 1,000 messages: 0.51
Total Words: 62
Frequency per 100,000 words: 2.79
Log-likelihood against BNC: 250.2
Classification: Eating/Weight

Collocates (+/-4 words)

getting
than
i'm
look
because will
but
get

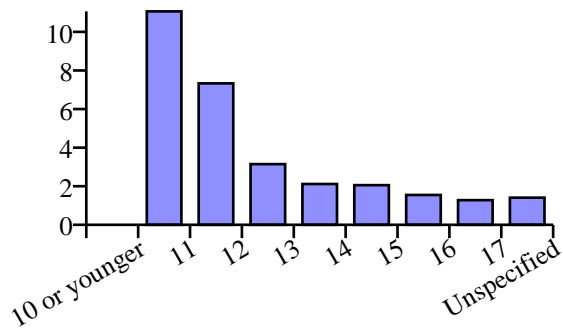
Distribution by year

(normalised per 100,000 words)



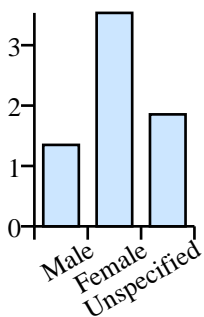
Distribution by age

(normalised per 100,000 words)



Distribution by gender

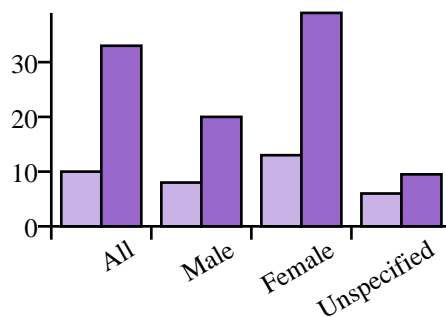
(normalised per 100,000 words)



Median Message Lengths

All messages

Topic messages



Sample KWIC Lines

CAN MAKE ME BECOME FATTER? DO I NEED TO
 seem to be getting fatter, but will i if
 My Weight, I Look Fatter Than Some Of The
 I diet or get fatter
 now i am getting fatter
 with me she got fatter and all this other
 and will I get fatter?
 is 1year older and fatter than
 that I'm 4-6 kg fatter than what's normal for
 get more healthy and fatter but eating does not
 diet because i look fatter, but my bmi has
 to try and become fatter Break-1 can of coke.
 it makes me look fatter
 it true that the fatter you are the smaller
 so y am i fatter than all my mates,
 to be getting any fatter, but will i if
 months and i'm getting fatter
 i want to get fatter!!! please help. . .
 course i keep getting fatter
 milk makes you grow fatter and make your tits

Frequent Clusters

Cluster	Adjusted Frequency
fatter than	14
getting fatter	9
get fatter	9
fatter and	7
fatter but	6
look fatter	5
i'm getting fatter	5

Corpus Totals	Messages		Words		Median Message Lengths	
	Raw	Normalised per 1,000 messages	Raw	Normalised per 100,000 words	Containing word	All
	113,480		2,217,919			10

Years	Messages		Words		Median Message Lengths	
	Raw	Normalised per 1,000 messages	Raw	Normalised per 100,000 words	Containing word	All
2004	14	0.56	14	2.78	33	10
2005	17	0.68	17	3.38	26	10
2006	6	0.28	8	1.94	56	10
2007	16	0.77	17	4.32	31	9
2008	2	0.14	2	0.81	13	9
2009	4	0.46	4	2.47	59	9

Ages	Messages		Words		Median Message Lengths	
	Raw	Normalised per 1,000 messages	Raw	Normalised per 100,000 words	Containing word	All
10 or younger	0	0.0	0	0.0	0	9
11	9	1.87	9	11.06	27	10
12	15	1.22	15	7.33	21	9
13	11	0.51	12	3.14	33	9
14	9	0.42	9	2.11	65	10
15	6	0.44	7	2.05	88	13
16	4	0.45	4	1.54	70	16
17	3	0.23	4	1.27	19	11
unspecified	2	0.15	2	1.40	9	6

Gender	Messages		Words		Median Message Lengths	
	Raw	Normalised per 1,000 messages	Raw	Normalised per 100,000 words	Containing word	All
Male	8	0.19	9	1.34	20	8
Female	49	0.81	51	3.53	39	13
Unspecified	2	0.16	2	1.85	9	6