

Steer clear of cycle theft at home and on the move

5 simple steps to safeguard your bike

1. Always secure your bike when you leave it. Lock each wheel and frame to a stand or immovable object.
2. Protect your bike with hard to crop tested D locks. **Two locks are better than one!**
3. Take easily removable bike parts like light, seat and wheels with you, so no one else does.
4. Permanently mark your bike for identification so it is easily seen, and can be returned to you if found.
5. Register the frame number of your bike straight away, on an online database – it's free!

For more information on keeping your bike safe and secure visit

www.thebigwheel.org.uk/secureyourbike

This activity is being delivered as part of the Nottingham Urban Area's successful Local Sustainable Transport Fund programme helping to establish Nottingham as an exemplar for integrated sustainable transport. For further details visit www.nottinghamcity.gov.uk/1stfprojects



Don't let bike thieves spoil your ride home

Keep your cycle safe, when you're not there

5 simple steps to safeguard your bike

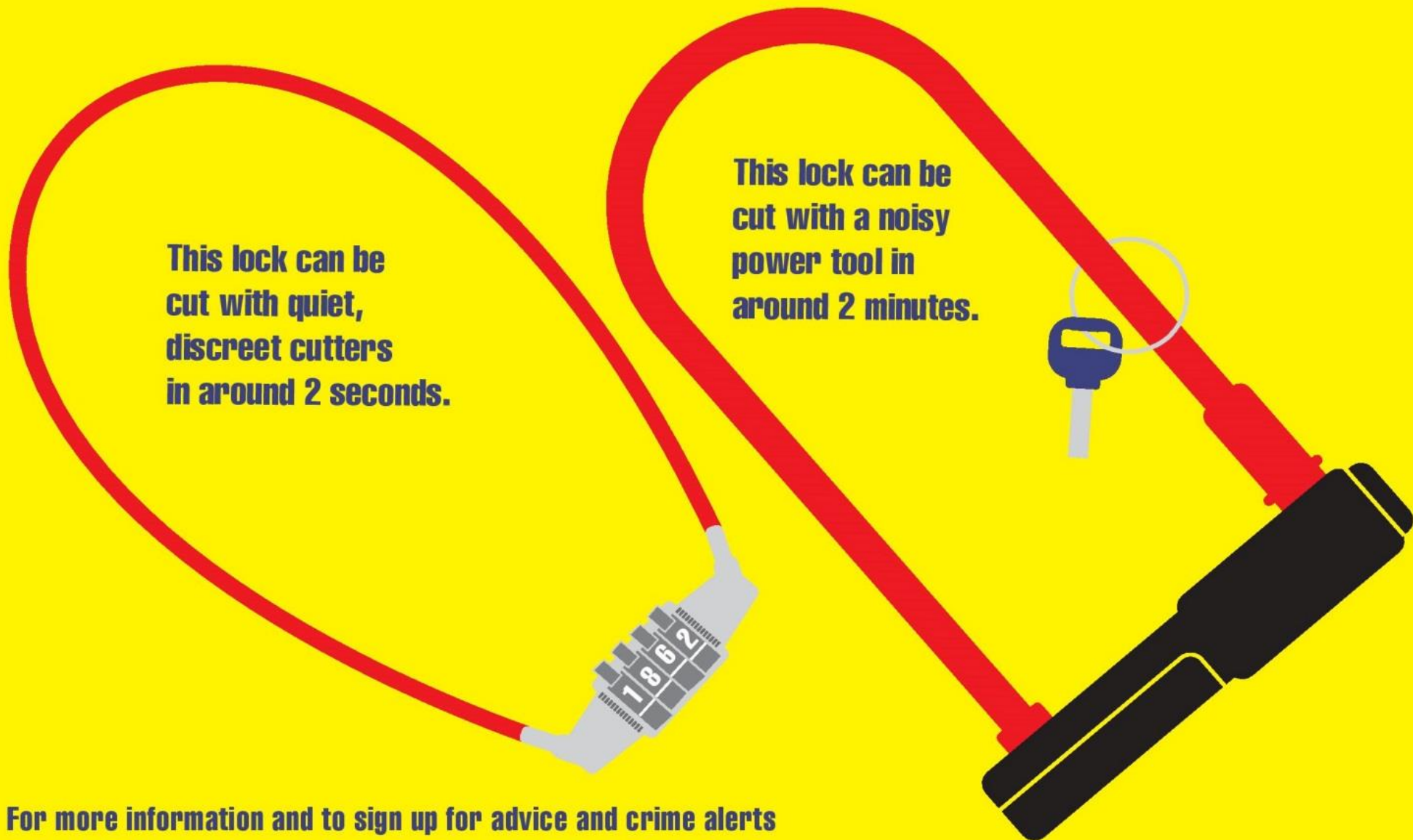
1. Always secure your bike when you leave it.
2. Protect your bike with two hardened D locks.
3. Take easily removable bike parts with you.
4. Permanently mark your bike for identification.
5. Register the frame number of your bike online.

For more advice on what, where and how to lock your bike, visit www.thebigwheel.org.uk/secureyourbike




This lock can be cut with quiet, discreet cutters in around 2 seconds.

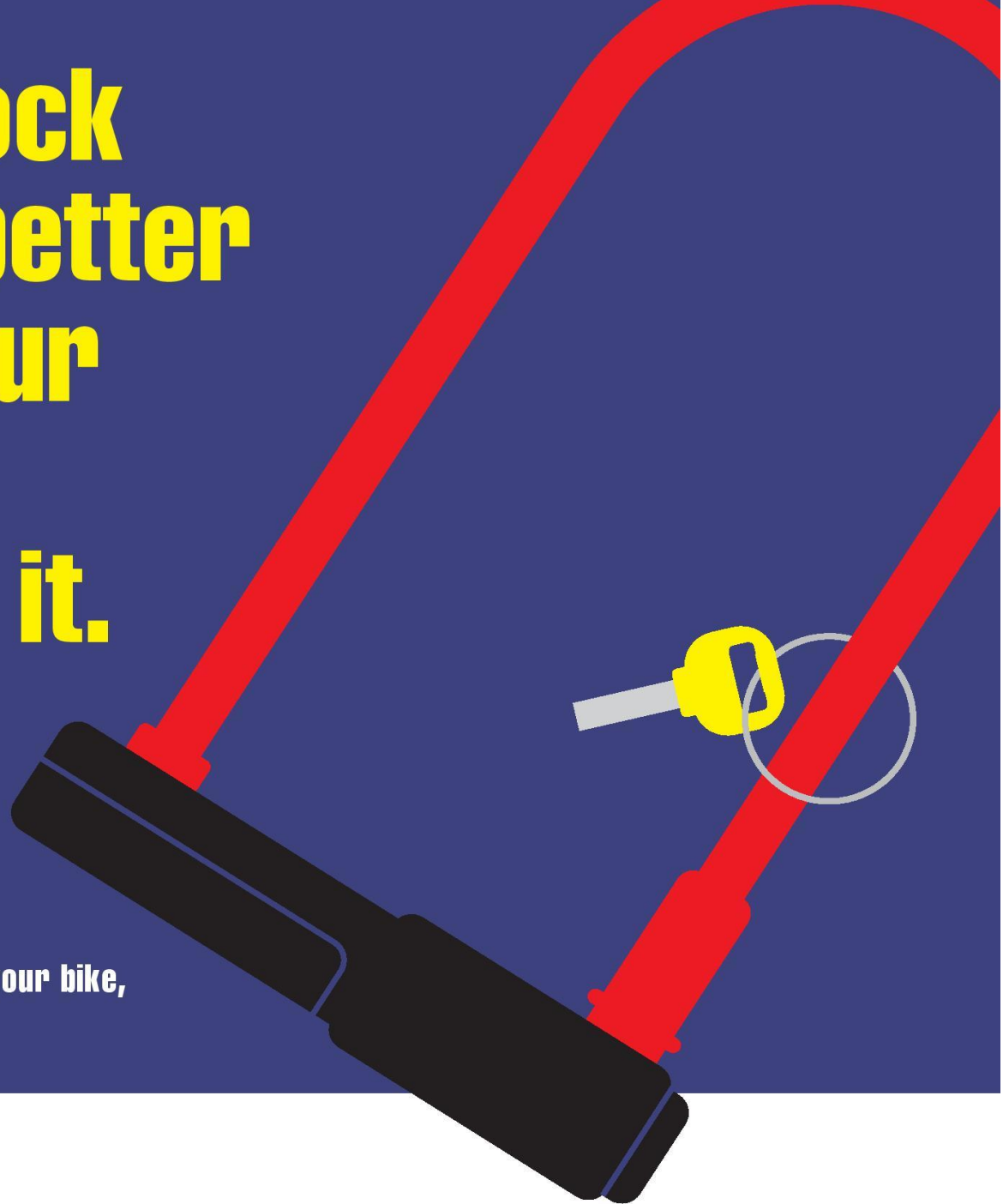
This lock can be cut with a noisy power tool in around 2 minutes.



For more information and to sign up for advice and crime alerts visit www.nottinghamshirealert.co.uk

 Printed on recycled paper

**Use a decent lock
and there's a better
chance that your
bike will stay
where you left it.**



For more advice on what, where and how to lock your bike,
visit www.thebigwheel.org.uk/secureyourbike